

AROUND THE BLOCK

Volume 39, Issue 6

June 2022

Next Meeting: June 9, 2022, Temple Israel, 2215 Mahan Drive. 6:00 Social, 6:30 Meeting

President's Message

QUESTIONS ABOUT CHALLENGES

Sitting here, having tested positive for covid, I'm musing about challenges. (My covid resembles the common cold, so there's not really that much of a challenge there, I'm grateful to be able to say.)

Do you like being challenged? Do you rise to a challenge? Do you challenge yourself?

What sorts of challenges does quilting offer? How do life challenges affect our quilting? And finally: What's with the Challenge Quilt contest?

Quilting is the most challenging for me at the very edges of my creativity (where the ambition of my ideas meets the limits of my skill and patience).


I'm in awe at the challenges that people in this guild overcome in order to make a quilt. Threading a needle is nearly impossible without depth perception — but I've seen it done! Stiff from bending over a sewing machine too long? — The yoga moves in June's program might help a bit! Budgetary constraints? — Some drop-dead-gorgeous quilts are made from crumbs! Lack of time for a zillion different and truly valid reasons doesn't stop some of you!

Every year, I buy the rules for the Challenge Quilt. Every year so far, I've considered it a contribution toward the winner's prize. Every year, I'm immensely impressed by the artistry, time, and effort that have been put into the absolute gems on display at the reveal. Will I take the plunge, find those rules that I tucked away somewhere in my sewing room, relegate my current quilt to temporary UFO status, and give it a go this year? I'll have to decide quickly if I'm going to meet the deadline for entries on July 16. You'll have to wait for the August meeting to find out!

Sue Isaac

June Program – “Feeling Groovy”

Over the last two years, you have probably spent a lot of time finishing those UFOs, creating charity quilts, learning new techniques, or even finally cleaning out / organizing your quilt room. After all this fun, now you are paying the price with nagging stiffness in your upper body. Learn some basic and wonderful ways to ease the body stiffness (from the comfort of your chair) so you can enjoy many years of quilting. Wear comfortable clothes, bring a 6' strap (or sew two 2.5" strips of fabric together) and be ready to learn something new to help you feel marvelous!



Dawn Griffin, Program Co-Chair

City Hall Quilt Show

Lyn Gearity, Show Chair

We are getting ready for the show. If you submitted an application, you should have received an email confirming that your quilt(s) are in the show. Everyone who applied has been accepted. Please bring your quilts with the dowels to the June meeting and I will help you tie the fishing line on the quilts so that they are ready to hang. If you cannot turn in your quilts at the meeting, contact me to make arrangements to bring them to my house or have them picked up by June 25.

COCA handles the publicity for this show and they will arrange the quilt hanging and take-down process. It's going to be great to be back out in the public displaying our works. Come and see our beautiful quilts June 29 - September 5.

Final Call for Challenge Quilt Rules

The June QU meeting will be the last chance to purchase the rules for the 2022 Challenge Quilt.

The theme is “Jazz It Up”. Cost is \$5. As always, all monies from the sale of the rules goes to the cash prizes for our winners. This will provide you the rules and "secret" details of this year's challenge. Please remember to keep the secret details of the challenge to yourself, but I will assure everyone that the possibilities are limitless.

The challenge is open to all QU members who purchase the rules. This time, two-person team quilts will be allowed. (Both members must purchase rules.) Novice to Expert, Traditional to Art Quilters...if you quilt, you can participate!

Quilts must be completed by the August guild meeting and must be registered on the website by July 16.

If you have any questions, just email, call or see me at the meeting.

Kerry Cohen

QUILTER'S TREASURE

Starting at the July meeting, Door Prizes will offer a quarterly "Quilters' Treasure" raffle for a basket of quilt-related items. Tickets will be \$1 for a single ticket and \$5 for 10 tickets, and will be sold at three consecutive guild meetings. At the end of the September meeting, a winner's name will be drawn from among all the tickets sold. All proceeds will go to the Guild's general fund.

Come to the Door Prizes table during the social time (6:00 - 6:30) at the July 14 meeting to buy tickets for this wonderful basket of quilt-related items.

Jane Jordan, Door Prize Chair

June 2022 Block of the Month – Jailhouse Window

This month's block is so simple I could not even find it in Barbara Brackman's *Encyclopedia of Pieced Pattern Quilts*. The name I gave it is pretty obvious. I used one 10" Kaffe Fassett layer cake print square for "Square A" and a complementary solid 10" fabric square for "Square B," and Kona "Snow" for the background fabric.

Materials:

From the layer cake set or other print or solid fabrics:

- two 10" squares, contrasting but complementary, one is Square A and the other is Square B

From the background fabric:

- one 9.5" x 7.5" rectangle

Cutting instructions:

Square A


- five 9.5" x 1.5" rectangles

Square B

- four 6.5" x 2" rectangles
- two 9.5" x 2" rectangles

Background Fabric

- four 9.5" x 1.5" rectangles



Sew the 9.5" strips right sides together on their long sides, alternating background fabric and Square A fabric. Press all seams to the darker strips.

Sew the Square B 9.5"x2" rectangles to either end of the striped unit, perpendicular to the stripes. Press seams to the 2" strips.

Sew two 6.5" Square B strips right sides together at the short ends, repeat with other two strips. Press seams open and sew these 12.5" strips to the top and bottom of the striped unit. Press seams toward the Square A strips.

Press flat and trim to 12.5" if needed.

Ellen Fournier, Block of the Month Chair

Quilt of Valor Presentation

On May 1, 2022, a Quilt of Valor was awarded to Willie L. Davis, Sr. at his home in Thomasville Ga. Mr. Davis served in Vietnam with the U.S. Air Force as part of the security police. An Airman First Class, he was medically discharged.

His quilt was made by Roberta G. and Jeanne B. It was quilted by Julie F. and bound by Roberta. The photo shows Mr. Davis and his wife Carolyn.



Challenge Quilters – Reveal Date, Submission Date and Quilt Drop off Information

The 2020-2022 “Jazz It Up” Challenge quilt reveal and voting will be held at our August 11th QU guild meeting.

Challenge quilters displaying their finished quilt at the August 11th Reveal/Voting party need to complete the submission form on the “Challenge Quilt” page of the QU website (under Activities/Projects) and drop off their quilts prior to the August meeting.

Registration: In order to accurately setup and prepare for the display, you must submit your quilt information by July 16. (If you need assistance with completing the online form, please see Kerry at the June or July guild meetings.

Drop Off: Quilts may be brought to the QU meeting on July 14

OR Quilts may be brought to the meeting location **between 3:30 and 5:00** on August 11 (NOTE: earlier than the QU meeting).

Please turn in your finished quilt in a pillowcase with your name written/pinned to it to keep your entry anonymous.

If you have any questions, please contact Kerry Cohen.

REMINDER from the February Program: “I ♥ Quilting.” How Do I Love Thee Let Me Count the Ways!

Please return no later than the JUNE meeting any of the heart blocks that you may have been inspired to make. The collected heart blocks will be used to make quilts for guild sponsored activities (silent auction/sleep in heavenly peace etc.)

Special **thank you** to the lovely and extremely talented demonstrators: Jane Jordan, Karen Kunz, Pam Doffek, Ann Gaber & Lyn Geariety.

- Dawn Griffin



Help Send a Little Sunshine

If a member needs some cheering up, don't forget to let me know. I'll send some sunshine their way on behalf of the guild!

Shelley Woodyard

Newsletter Info

The deadline for newsletter submissions for the next issue is **June 28, 2022**.

Please submit materials to our Newsletter Editor via email at newsletter@quilttallahassee.com. To receive a newsletter by mail, contact the editor for details.

Missing Email Blasts?

Check your email spam filter, check for blocked addresses, and/or add webmaster@quilttallahassee.com to your contact list. Still have problems? Email our Membership VP at membership@quilttallahassee.com. If your email address changes, let us know at the next meeting.

2022 Guild Calendar	
WHERE:	Guild Meetings: Temple Israel, 2215 Mahan Drive; 6:00 Social, 6:30 Meeting.
WHEN	WHAT
June 9	Guild Meeting -- "Feeling Groovy": Learn basic ways to ease body stiffness.
June 25	Drop off quilts for City Hall Exhibit – further details including time TBD.
June 29 – Sept 5	City Hall Quilt Show
July 14	Guild Meeting – Triple Crown Trunk Show
July 21	Steering Committee Meeting
August 11	Guild Meeting -- 2022 Challenge Quilt Reveal
September 8	Guild Meeting -- Studio 180 Rulers with Gail Renna
October 13	Guild Meeting – Favorite Scrap Blocks
November 10	Guild Meeting -- "Happy Fall Y'all"
December 8	Guild Meeting -- End of Year Fun and What's to Come

July – Triple Crown

What is the Triple Crown? Horses that win the Kentucky Derby, the Preakness Stakes, and the Belmont Stakes. Triple Crown of Hiking Award is a distinction bestowed to hikers who have walked the Appalachian Trail, Pacific Crest Trail, and Continental Divide Trail in their entirety.

Well, Quilters Unlimited has its own Triple Crown winners consisting of amazing ladies who will be sharing their talents in a mini-trunk extravaganza quilt show that you do not want to miss – Linda Dozier, Cynthia Seyler, and Lucy Patrick! Come ready to be wowed!

August - Challenge Quilt Reveal

September – Studio 180 Rulers with Gail Renna

Gail Renna will introduce us to Studio 180 Rulers and the wonderful projects that you can create with these tools.

October – Favorite Scrap Blocks

Share your favorite quilt block when working with your scraps. Bring a block to show or even a complete quilt.

- **2022 Officers**
President: Sue Isaac
President-Elect: Peggy Clark
Membership: Peggy Allen
Secretary: Kerry Cohen
Treasurer: Rachel Smith
Immediate Past President: Lyn Geariety
- **2022 Chairs, Standing Committees**
Annual Quilt Show 2022: Karen Kunz
Annual Quilt Show 2023: Sue Isaac
Internet-Website: Rachel Smith
Internet-Email: Carol Eskola
Internet-Social Media: Tara Goodman
Newsletter: Carol Eskola
Opportunity 2022: Jeanne Brenner
Opportunity 2023: Jeanne Brenner
Philanthropy: Ann Gaber
Programs: Dawn Griffin & Wendy Stone
Publicity: Tara Goodman
Workshops: Ellen Fournier
- **2022 Chairs, Support Committees**
Audiovisual: Michele Hackmeyer
Block of the Month: Ellen Fournier
Challenge Quilt: Kerry Cohen
City Hall Show: Lyn Geariety
Directory: Peggy Allen
Door Prizes: Jane Jordan
Library: Michele Hackmeyer
Show & Tell: Roberta Granville
Silent Auction: Linda Stright
Sit & Stitch: Terri Smith
Sunshine: Shelley Woodyard
Welcoming: Evelyn Gonzalez
- **2022 Chairs, Ad Hoc Committees**
Auditor: Pam Doffek
Awards: Marsha Walper
Fiscal Planning: President, Pres-Elect, Treasurer, 1 Member-at-large TBD
Nominating: Michele Hackmeyer
Parties: Vacant
Travel: TBD

November – “Happy Fall Y’all.”

Nothing says fall quite like warm savory beverages, trees ablaze in color and a nip in the air (and let’s not forget less humidity). Share your favorite fall inspired quilt items that you made in the past. Using your fabric scraps, consider creating the Easy Maple Leaf Quilt Block Pattern and decorate your own reusable market shopping bag. *Have different patterns to share – please feel free to contribute your ideas and method.* Check out <http://www.bijoulovelydesigns.com/2010/05/market-tote-tutorial.html> and <https://www.thesprucecrafts.com/maple-leaf-quilt-pattern-4145689>. Please contact Dawn Griffin.

December - End of Year Fun and What’s to Come.

Follow and “Like” Quilters Unlimited of Tallahassee on Facebook & stay connected.
<https://www.facebook.com/QuiltTallahassee/>



Sit-n-Stitch Groups

Get in touch with the group's contact person (they are in our directory) for current status as meetings may be on hold.

“Sit-n-Stitch” groups meet weekly, biweekly, or once a month. Some groups meet in a member's home on a rotating basis and work on their own individual projects. Other groups meet at a specified location and work on service projects. There are several types of groups in the guild. **If you are interested in joining a group or starting a new group, contact Terri Smith.**

Sunday	Modern Quilt Sit-n-Stitch	2nd Sunday, 3-5 pm	Marsha Walper
Monday	Quilting Bees @ Senior Center	Weekly 9 am-1 pm	Janice Watson
	Southwood Stitchers	Weekly 10 am - 3 pm	Jane Kazmer
Tuesday	Hospice Sit-n-Stitch	1 st Tuesday, 1-3:30 or 4:00	Terri Smith
	Bits and Pieces	1 st Tuesday, 11-3:00 Eastside Branch Library 1583 Pedrick Road	Jeanne Brenner
Thursday	Sew Arty	3 rd Thursday 11:30 am-1 pm	Stephanie Rubanowice
	Patchwork & Prayer	1 st , 3 rd , 4 th Th 6:30-8:30 pm	Judy Stricklin
	Appliqué Addicts @ NE Library	3 rd Thur 6:00-7:45 pm	Selena Foo
Saturday	Sew for HOPE St. Stephen Lutheran Church, 2198 N. Meridian Road	1 st & 3 rd Saturday 10 am - 2 pm Lunch break 11:30-12:30	Cynthia Seyler Judy Rainbrook
	Second Saturday	Saturday after guild meeting, 9 am - 4 pm	Connie Beane
	Havana Sit 'n Stitch	4 th Sat.; 1-4 pm	Martha Mitchell

The following Sit-n-Stitch groups are listed at full capacity: *Pin Pals, Sew Darn Happy, Thimble Buddies, Frayed Edges*. This is due to physical limitations -- no more room in members' home or no more parking space available.

Philanthropy Photo Gallery

Much activity in Philanthropy last month due to the efforts of so many members!

Thank you to all the sit and stitch groups and individuals who contributed their time and heart to the various charity projects we are participating in.

Please stop by the Philanthropy table at the next meeting to see some kits ready to assemble if you are looking for a project for one of the charities.

There is a need for quilting of sandwiches where the batting and backing have been selected and cut.

If you are interested in machine or hand quilting a quilt for a child (i.e., Sleep in Heavenly Peace) or adult (i.e., Hospice, Veteran Laptop), please contact me.

We can set a time for you to view and select one to quilt.

A note for charity quilts brought to the monthly meeting: please attach a paper note identifying who pieced, who quilted, and who bound the quilt. There will be tags for this purpose provided at the meeting. And please hold onto your quilt until after Show and Tell so you can share your work for just a few minutes before it is off on its adventure. It is not bragging but rather a joyful send-off among others who know and appreciate quilting.

Ann Gaber, Philanthropy Chair

Fidget Quilts for Dementia Patients

Below is a sampling of the ten Fidget Quilts delivered last month to Big Bend Hospice for dementia patients. I have developed a layout/design which will soon be on the QU website under "Activities/Projects", "Lessons Created by or Recommended by Members". These are a fun and thoughtful use of your scraps! Ann Gaber has fabric that can be used for backing these; if you need some, give her a call.

Carol Eskola





Hospice Quilts

Carol Eskola

Bits and Pieces, Sue Isaac, Michele Hackmeyer




Carol Eskola



Janet Taylor, Julie Fredrickson



Brenner, Fredrickson, Brenner



Neonatal Quilts

Peggy Clark



We want to also acknowledge the *stack* (10-15) of neonatal quilts made last month by Miriam Baldwin. They were whisked away to the hospital before pictures could be taken!


Sleep in Heavenly Peace Quilts

Six by Roberta Granville and Julie Fredrickson






Unknown



Miriam Baldwin



Sandra Tate and Jessica Tate



Cindy Gray



Julie Fredrickson and Cheryl Willis



Susie Smith



Lillian Anthamatten



Carol Eskola



Peggy Clark



Peggy Clark



Jessica Duke

