

AROUND THE BLOCK

Volume 39, Issue 4

April 2022

Next Meeting: April 14, 2022, Main Library, 200 W. Park Ave., Room A. 6:00 Social, 6:30 Meeting

President's Message

March was a month of unusually little sewing of my own quilts-in-progress. A gusty day cancelled QU's participation in the Woodville festival after a lot of preparations. Our tax return ate up a couple of days. A family issue took me to Atlanta for a few days. My energies went into church efforts for a while. When I finally got back to quilting today, a QU-related phone call brought to mind the fact that I hadn't written a message for this newsletter yet, LOL!

I don't share these things in a bid for sympathy. Life happens to all of us. Instead, I'll tell you why I'm so grateful that quilting is a big part of my life.

Quilting is Always There!

When we're ready, it's ready.

Quilting is Social!

We get to be part of small groups — where we talk, laugh, eat snacks, and maybe get a little quilting done.

We get to go on shop hops and retreats and more with quilting friends.

We get to provide or hear those magical oohs and aahs during show-and-tell.

Quilting is Creative!

Choosing a quilt pattern and fabrics for it exercises our imaginations. If you're like me, designing a one-of-a-kind quilt is a favorite part of the process.

Quilting is Therapeutic!

We get to play with fabric with amazing textures, colors, and designs.

We get to keep our brains nimble by learning new techniques.

Quilting is Forgiving!

Most mistakes in quilting can be fixed with a seam ripper.

Quilting is Useful!

When the binding is sewn down, there's a new quilt in the world to make someone feel cozy!

Quilting keeps us all out of trouble!

If the worst thing we do in life is spend a little too much money or time on quilting, we're way ahead of the game!

I'll miss seeing you at the April Guild meeting (my grandkids from California only make it east every few years). Peggy Clark is stepping up and will lead admirably, I'm sure. Enjoy!

Sue Isaac

April QU Program: ByAnnie® Bags with Mary Stipanovich

Mary Stipanovich is a whiz at creating bags, totes and wallets utilizing the ByAnnie® patterns. You have probably seen her samples at Bernina or even participated in one of her classes. Gloria Boisvert will accompany her as they display samples, patterns, and supplies and share their knowledge of bag making. Come see their creations and learn about future classes so that you can create one for yourself or as a gift.

Lecture and Workshops Coming in May

Denyse Schmidt, author, quilt pattern and fabric designer, and creator of custom and couture quilts, will be presenting a lecture and two workshops May 12 – 14, 2022. She will present a talk entitled *The Thread—My Creative Journey* on Thursday, May 12 at Timberlane Church of Christ at our Quilters Unlimited May meeting.

Based on your feedback we have decided to offer her workshops “Cog + Wheel” and “Woven”, both pieced quilts inspired by historic quilt patterns and textiles. If you are unfamiliar with her work, you can see examples of her quilts and read about her at her [website](#). For details about the quilts to be demonstrated in the workshops, please refer to the March QU newsletter or Ms. Schmidt's website.

Cog + Wheel Quilt Workshop

May 13, 10 a.m. to 4:30 p.m. at the Woodville Community Center

For Quilters Unlimited members the fee for this workshop is \$110, which includes the quilt pattern. An optional acrylic template set can be purchased for \$45.

Woven Quilt Workshop

May 14, 10 a.m. at the Woodville Community Center

For Quilters Unlimited members the fee for this workshop is \$110, which includes the quilt pattern.

Ellen Fournier, Workshop Chair

The QU Challenge Quilt is a GO!!

Even with the uncertainty on the annual show at the Museum of Florida History, we WILL have the challenge quilt reveal and QU voting at our July meeting.

Quilts must be completed by the July 14 meeting. Further details on showing will be in future newsletters.

The theme is Jazz It Up. Rules are still on sale for \$5. As always, all monies from the sale of the rules goes to the cash prizes for our winners. Supplies are limited. Remember, we started this challenge in 2020, so if you purchased back then, you are still in.

The challenge is open to all QU members who purchase the rules. This time, two-person team quilts will be allowed (both members must purchase rules.)

If you have any questions, just email, call or see me at the meeting.

Kerry Cohen

City Hall Quilt Show is June 29-September 5, 2022

Lyn Gearity, Show Chair

It's great to be back in "show biz." Online applications are now available, and some have already filled out applications. Remember you need a dowel with eye hooks on the ends to hang your quilt and we will provide the fishing line at the May meeting (help with tying will be provided if needed). Flat slats do not work well. Remember that it is a small space and queen size quilts don't hang well on dowels.

A note about the photos: I can crop and adjust your photos if you do not know how. I have gotten some that are angled but they can be straightened within your photo app (or mine). Please make them photos of the flat quilt. If you bring your quilts to guild, we will have a hanging frame to help you take the best photos of your masterpiece.

May 6 is the application deadline and quilt drop off will be at my house on or before June 25. If anyone would like to help transport the quilts to city hall on the 28th it would be greatly appreciated.

I will be out of town on September 6 which is pick-up day, so I will need someone to help with that. We need to know in advance who is going to city hall so we can provide them with vehicle information for entrance to the parking area.

COCA handles the publicity for this show and they will arrange the quilt hanging and take-down process.

The 38th Annual Opportunity Quilt

Jazzy Gardens is an adaptation of the Piece o' Cake pattern Aunt Millie's Garden. It is a hand appliqued and hand quilted undertaking.

More than 20 QU members donated their fabric and sewing skills to create the opportunity quilt for the 38th Annual Capital City Quilt Show.

Several events have postponed this event...namely the outbreak of Covid and continued roof leaks at the Museum of Florida History.

This quilt will be exhibited at all guild meetings until a new Capital City Quilt Show actually starts. Tickets are available for a donation of \$2.00 for one or \$5.00 for three at the meetings and at the show. The winning ticket for the quilt will be drawn on the last day of the 38th show- whenever that is.

A drawing for an extra 3 tickets will happen at any meeting where more than 10 tickets are purchased. In February Susan Thomson won the extra tickets, but graciously gave them to new QU member, Janice Watson. At the March meeting, Lyn Garrison was the lucky winner.

Please stop by to see the craftsmanship of our members and purchase an opportunity ticket, which will help support the guild.

Jeanne Brenner, opportunity quilt chairman



Handweave Variation – April 2022 Block of the Month

This month's block is all squares and rectangles and is inspired by a block from Barbara Brackman's *Encyclopedia of Pieced Quilt Patterns*. I used one 10" Kaffe Fassett layer cake print square and a coordinating solid square for "Square A" and "Square B," and Kona "Snow" for the background fabric. If you choose a directional print, make sure to preserve its up/down direction.

Materials:

From the layer cake set or other print or solid fabrics:

- two 10" squares, contrasting but complimentary, one is Square A and the other is Square B

From the background fabric:

- one 1.5" width of fabric strip (there will be some left over)
- one 4.5" square

Cutting instructions:

Square A:


- four 3.5" squares
- four 4.5"x 1.5" rectangles

Square B

- four 4.5"x3.5" rectangles


Background Fabric

- four 1.5"x3.5" rectangles
- four 1.5"x4.5" rectangles
- one 4.5" square



Strip Assembly:

- Sew a 1.5"x3.5" background strip to **one** side of each 3.5" fabric A square, right sides together. If the fabric has a directional pattern, sew 2 of the background rectangles to the left sides and 2 to the right sides. Press seams away from the background strip.
- Sew a 1.5"x4.5" background strip to the bottom of a right and left unit and to the top of a right and left unit, right sides together. (Top and bottom matter only if the fabric is directional, but you must have 2 "right units" and 2 "left units".) Press seams away from the background strip.
- Sew a 1.5"x4.5" fabric A rectangle to a long side of each fabric B rectangle. Press seams to the fabric A rectangle.
- Assemble strips as shown, pressing seams to away from the background strips and square. Be sure that the shorter background strip is on the inside edge of each strip. (Not on the outside edge.)



Block Assembly:

- Sew the strips together, nesting the seams. Make sure the longer background strips are toward the **center** strip. (Not on the edge of the block.)
- Press seams toward the middle strip.
- Press and trim to 12.5" square if needed.

Ellen Fournier, Block of the Month Chair

Distinguished Quilter Award

It is time to think about nominating an active member of Quilters Unlimited for the Distinguished Quilter Award.

In addition to basic contact information, the entry form has three sections to describe the nominee.

1. Outstanding quilting expertise and talent
2. Quilting demonstrations, teaching and/or writing by quilter
3. Local, regional, and/or national quilt shows entered; awards received

The Award Criteria below is online in the Policies and Procedures:

4. Committee Procedures for Nomination

- a) The Awards Committee shall solicit nominations from active Quilters Unlimited members through forms, published on the guild's web site.
- b) There shall be a nominator and a co-nominator and both shall complete and sign the Nomination Form.
- c) The Awards Committee Chairperson shall not be a nominator or co-nominator. In the case of any tie votes, the Chairperson shall cast the deciding vote.
- d) An Awards Committee member, nominated for an award, shall not participate in discussions or voting pertaining to that award.
- e) The current President is not eligible for the Volunteer of the Year Award.

5. Distinguished Quilter Award Criteria

- a) The Distinguished Quilter Award will be given to a participating guild member, who: supports the goals and purposes of Quilters Unlimited by promoting knowledge of and interest in quilting and the art of quilting; has outstanding quilting expertise and talent; shares by demonstrations, teaching, or writing; and enters quilts in local, regional, and national quilt shows.
- b) The nominee may also: serve as an officer or committee chairperson, demonstrate areas of expertise in guild (programs, writing, other), and show initiative and/or assume responsibility.
- c) The Distinguished Quilter Nomination Form is due to the Awards Committee Chairperson no later than June 1st of each year. The form is available on the QU website.

Nomination forms for Distinguished Quilter are online at:

<https://quilttallahassee.com/activities-and-projects/awards/>

The nomination form can be completed and submitted on your computer or on paper and must have both a nominator and a co-nominator from the guild.

Nominations for Distinguished Quilter are due by June 1.

Contact Marsha Walper with questions about submitting nominations.

“Bahama Breeze” to be shown in “Recycled Beauty” Exhibit

QU Member Connie Betterley's tie quilt, Bahama Breeze, was accepted into LeMoyne Arts upcoming exhibit, Recycled Beauty, to be held April 14 - May 28. Recycled Beauty, featuring artist Lana Shuttleworth, will celebrate artists who repurpose materials to make new artwork. Connie's quilt features a Tommy Bahama tie along with nine other men's silk ties. It is bordered with cotton fabric and mounted on an 18" by 18" cotton canvas. LeMoyne is collaborating with Sustainable Tallahassee to celebrate Earth Day and LeMoyne's green initiative. The opening reception for the show will be Thursday, April 14, 5:00 - 7:30 pm, free to members and \$5.00 for non-members. LeMoyne is open Tuesday - Saturday, 11 am - 6 pm.



Wanted: Empty Thread Spools

If you have empty thread spools (any shape or size) that you would like to pass on, please bring them to the April meeting. (Ruth is no longer collecting them.) I contacted my niece who is a preschool teacher and her preschool would love to have them.

Thanks, Julie Fredrickson

Tallahassee Senior Center Quilting Bees Support SHP.

Pictured here is just one of the *many* quilts made for Sleep in Heavenly Peace by the Tallahassee Senior Center Quilting Bees. This one was from a donated quilt top, which was divided, bordered, quilted, and bound by Janice Watson.



Fidget Quilts and How You Can Help

Jane Kazmer presented an intriguing program at our March meeting about the good work done by her group at Westminster Oaks, making “fidget quilts” for those dealing with dementia. She included a request for someone or some group in QU to “adopt” this project. The Bits and Pieces sit and stitch group will be stepping up to this challenge.

If you want to join the fun, we’ll be kicking off with a kick-off discussion and brainstorming session at our April 5th meeting from 11:00-3:00 at the Eastside Branch Library. Can’t join us? No problem, you can support this effort by making your own “fidget quilt” independently (examples and tutorials abound on the internet and You Tube, search “fidget quilts for dementia patients”).

We are also asking for donations of materials we can use in producing these items, especially your leftover fabric scraps that have tactile interest – corduroy, fake fur, silk, lace, flannel, Minke, etc.; – as well as ribbons, cording, buttons, snaps, small zippers, beads, embroidered patches, and other “goodies” to decorate the quilts. Just bring them along to a guild meeting and we’ll happily accept them. We’re looking forward to having fun with this project!

Carol Eskola

Spring Has Sprung!



QU Library

We still have hundreds of books available to be checked out. The list of books can be viewed by using the links on the Guild Library page, [Guild Library \(quilttallahassee.com\)](http://quilttallahassee.com). The list is presented in three different versions, in order by title, author, and subject. Just email me, mbhackmeyer@outlook.com, and let me know what you want and I’ll bring it to the next meeting or we can work out a rendezvous.

Michele Hackmeyer, QU Librarian



Help Send a Little Sunshine

If a member needs some cheering up, don’t forget to let me know. I’ll send some sunshine their way on behalf of the guild!

Shelley Woodyard

Newsletter Info

The deadline for newsletter submissions for the next issue is **April 28, 2022**.

Please submit materials to our Newsletter Editor via email at newsletter@quilttallahassee.com. To receive a newsletter by mail, contact the editor for details.

Missing Email Blasts?

Check your email spam filter, check for blocked addresses, and/or add webmaster@quilttallahassee.com to your contact list. Still have problems? Email our Membership VP at membership@quilttallahassee.com. If your email address changes, let us know at the next meeting.

2022 Guild Calendar	
WHERE:	Guild Meetings: Leroy Collins Main Library, 200 W. Park Ave., Room A unless otherwise noted; 6:00 Social, 6:30 Meeting.
WHEN	WHAT
April 14	Guild Meeting -- By Annie Bags with Mary Stipanovich
May 6	Deadline for applications for the City Hall quilt show
May 12	Guild Meeting -- Lecture, Denyse Schmidt, quilt designer and author at Timberlane Church of Christ , 3569 Timberlane School Road
May 13	Workshop -- Denyse Schmidt Cog and Wheel Quilt, Woodville Community Center, 10:00 - 4:30
May 14	Workshop -- Denyse Schmidt Woven Quilt, Woodville Community Center, 10:00 - 4:30
June 9	Guild Meeting -- "Feeling Groovy": Learn basic ways to ease body stiffness.
June 25	Drop off quilts for City Hall Exhibit – further details including time TBD.
June 29 – Sept 5	City Hall Quilt Show
July 14	Guild Meeting -- Quilts of Valor presentations
August 11	Guild Meeting -- 2022 Challenge Quilt Reveal
September 8	Guild Meeting -- Studio 180 Rulers with Gail Renna
October 13	Guild Meeting -- "Strut Your Stuff!" A guild-wide trunk show featuring bags, purses, totes, pouches and other quilty creations. This may inspire holiday gift ideas.
November 10	Guild Meeting -- "Happy Fall Y'all": Learn to make an easy Maple Leaf quilt block & reusable market shopping bag.
December 8	Guild Meeting -- End of Year Fun and What's to Come

May – Guest Speaker

Denyse Schmidt, author, quilt pattern and fabric designer, and creator of custom and couture quilts.

June – "Feeling Groovy"

You have probably spent most of the Covid-19 pandemic finishing those UFOs, creating charity quilts, learning new techniques, or even finally cleaning out / organizing your quilt room. After all this fun, now you are paying the price with nagging stiffness in your body. In recognition of National Yoga Month, learn some basic and wonderful ways to ease the stiffness so you can enjoy many years of quilting. Wear comfortable clothes, bring a 6' strap (or sew two 2.5' strips

of fabric together) and be ready to feel marvelous! Assistants appreciated; please contact Dawn Griffin.

July - Quilts of Valor presentations

Roberta Granville will lead us as we honor and show our gratitude to Veterans with Quilt of Valor presentations. We also hope to collect a generous pile of lap quilts for our Veterans. (Note: pending the Museum Quilt Show dates, the July and August programs may be reversed.)

August - Challenge Quilt Reveal

(Note: pending the Museum Quilt Show dates, the July and August programs may be reversed.)

September – Studio 180 Rulers with Gail Renna

Gail Renna will introduce us to Studio 180 Rulers and the wonderful projects that you can create with these tools.

October – “Strut Your Stuff!”

A guild wide trunk show featuring bags, purses, totes, pouches and other quilty creations. We all have a great bag, purse or tote, especially the one-of-a-kind type that we make with our beautiful quilt fabrics. Now is the time to come strut your stuff and show us your favorites. We also want to see your crafty creations such as sewing machine covers, thread catchers, organizers, etc. You may just walk away with some last-minute holiday gift ideas.

November – “Happy Fall Y’all.”

Nothing says fall quite like warm savory beverages, trees ablaze in color and a nip in the air (and let’s not forget less humidity). Share your favorite fall inspired quilt items that you made in the past. Using your fabric scraps, consider creating the Easy Maple Leaf Quilt Block Pattern and decorate your own reusable market shopping bag. *Have different patterns to share – please feel free to contribute your ideas and method.* Check out <http://www.bijoulodelydesigns.com/2010/05/market-tote-tutorial.html> and <https://www.thesprucecrafts.com/maple-leaf-quilt-pattern-4145689>. Please contact Dawn Griffin.

December - End of Year Fun and What’s to Come.

• 2022 Officers

President: Sue Isaac

President-Elect: Peggy Clark

Membership: Peggy Allen

Secretary: Kerry Cohen

Treasurer: Rachel Smith

Immediate Past President: Lyn Gearity

• 2022 Chairs, Standing Committees

Annual Quilt Show 2022: Karen Kunz

Annual Quilt Show 2023: Sue Isaac

Internet-Website: Rachel Smith

Internet-Email: Carol Eskola

Internet-Social Media: Tara Goodman

Newsletter: Carol Eskola

Opportunity 2022: Jeanne Brenner

Opportunity 2023: Jeanne Brenner

Philanthropy: Ann Gaber

Programs: Dawn Griffin & Wendy Stone

Publicity: Tara Goodman

Workshops: Ellen Fournier

• 2022 Chairs, Support Committees

Audiovisual: Michele Hackmeyer

Block of the Month: Ellen Fournier

Challenge Quilt: Kerry Cohen

City Hall Show: Lyn Gearity

Directory: Peggy Allen

Door Prizes: Jane Jordan

Library: Michele Hackmeyer

Show & Tell: Roberta Granville

Silent Auction: Linda Stright

Sit & Stitch: Terri Smith

Sunshine: Shelley Woodyard

Welcoming: Evelyn Gonzalez

• 2022 Chairs, Ad Hoc Committees

Auditor: Pam Doffek

Awards: Marsha Walper

Fiscal Planning: President, Pres-Elect,

Treasurer, 1 Member-at-large TBD

Nominating: Michele Hackmeyer

Parties: Melanie Hierholzer

Travel: TBD

Sit-n-Stitch Groups

Get in touch with the group's contact person (they are in our directory) for current status as meetings may be on hold.

“Sit-n-Stitch” groups meet weekly, biweekly, or once a month. Some groups meet in a member's home on a rotating basis and work on their own individual projects. Other groups meet at a specified location and work on service projects. There are several types of groups in the guild. **If you are interested in joining a group or starting a new group, contact Terri Smith.**

Sunday	Modern Quilt Sit-n-Stitch	2nd Sunday, 3-5 pm	Marsha Walper
Monday	Quilting Bees @ Senior Center	Weekly 9 am-1 pm	Janice Watson
	Southwood Stitchers	Weekly 10 am - 3 pm	Jane Kazmer
Tuesday	Hospice Sit-n-Stitch	1 st Tuesday, 1-3:30 or 4:00	Terri Smith
	Bits and Pieces	1 st Tuesday, 11-3:00 Eastside Branch Library 1583 Pedrick Road	Jeanne Brenner
Thursday	Sew Arty	3 rd Thursday 11:30 am-1 pm	Stephanie Rubanowice
	Patchwork & Prayer	1 st , 3 rd , 4 th Th 6:30-8:30 pm	Judy Stricklin
	Appliqué Addicts @ NE Library	3 rd Thur 6:00-7:45 pm	Selena Foo
Saturday	Sew for HOPE St. Stephen Lutheran Church, 2198 N. Meridian Road	1 st & 3 rd Saturday 10 am - 2 pm Lunch break 11:30-12:30	Cynthia Seyler Judy Rainbrook
	Second Saturday	Saturday after guild meeting, 9 am - 4 pm	Connie Beane
	Havana Sit 'n Stitch	4 th Sat.; 1-4 pm	Martha Mitchell

The following Sit-n-Stitch groups are listed at full capacity: *Pin Pals, Sew Darn Happy, Thimble Buddies, Frayed Edges*. This is due to physical limitations -- no more room in members' home or no more parking space available.

Follow and “Like” Quilters Unlimited of Tallahassee on Facebook & stay connected.
<https://www.facebook.com/QuiltTallahassee/>



Philanthropy Photo Gallery

Hello from Philanthropy Land!

So far, we have 23 quilts completed this month for the Sleep in Heavenly Peace bunkbed project. There are many more still in some stage of creation which is quite exciting. Thank you for the heart each of you puts into whatever element of the quilt you have worked on!

Thanks to all who save their scraps to be used as stuffing for Pet Beds. I direct these to Roberta Granville, but I check them first to be sure the scraps have been cut to at most 2 or 3 inches. It is too much wrist and hand work for one person to do so let's try to each chop up our own scraps. Much appreciated!

Joy,

Ann Gaber, Philanthropy Chair

Sleep in Heavenly Peace

The first seven quilts pictured were all crated by Nancy Teger.





Julie Fredrickson



These two are by Julie Fredrickson (piecing, quilting), and Kristine Klob (binding)



McLaren, Fredrickson, and Klob




Bits and Pieces, Sue Isaac, Kristine Klob



Two by Jeanne Brenner (piecing) and Cheryl Willis (quilting, binding)





Two by Jeanne Brenner, Julie Fredrickson, and Elizabeth Hawker



Elizabeth Hawker


Mays, Fredrickson, and Gaber



McLaren, Fredrickson, and Klob



Isabel and Maureen (piecing),
Julie (quilting) and Kris (Binding)



Jeanne Brenner and Ann Gaber



S. Smith, Fredrickson, Klob



