

AROUND THE BLOCK

Volume 38, Issue 4

April 2021

Next Meeting: *On hold until further notice.* Social Hall at Temple Israel, 2215 Mahan Drive, Tallahassee, Florida. The social half-hour starts at 6:30 p.m. The meeting starts at 7:00 p.m.

President's Message

Welcome spring!

I'm sure none of the rest of you have dealt with this, but I gained weight during the lockdown. In fact, I just figured out that the number in Covid-19 stands for the average number of pounds people gained during lockdown. So now I am trying to lose some of that weight. The weather is nice enough for walks around the neighborhood, so let's all get out and enjoy the fresh air and sunshine.

Another way to get more movement in was setting my sewing machine in a separate room from the cutting table and iron. I hope you all have found ways to spice up your sewing with a bit of exercise.

We will keep you posted as information becomes available about renewing our meetings. Hopefully, it won't be much longer. Meanwhile keep contact with friends, and happy quilting until we meet again!

Lyn Gearity

Quilters Unlimited President



• 2021 Officers

President: Lyn Gearity

President-Elect: VACANT

Membership: Peggy Allen

Secretary: Kerry Cohen

Treasurer: Rachel Smith

Immediate Past President: Pam Doffek

• 2021 Chairs, Standing Committees

Annual Show 2021: Sue Isaac

Internet:

Website: VACANT

Email: Carol Eskola

Social Media: Dawn Griffin

Newsletter: Carol Eskola

Opportunity 2021: Jeanne Brenner

Opportunity 2022: Jeanne Brenner

Philanthropy: Ann Gaber

Programs: Wendy Stone

Publicity: Dawn Griffin

Workshops: Christine Walsh

• 2021 Chairs, Support Committees

Audiovisual: Michele Hackmeyer

Block of the Month: Ellen Fournier

Challenge Quilt 2021: Kerry Cohen

Door Prizes: VACANT

Library: Michele Hackmeyer

Show & Tell: Roberta Granville (Need new Chairperson)

Silent Auction: Linda Stright

Sit & Stitch: Terri Smith

Sunshine: Wendy Stone

Welcoming: Evelyn Gonzalez

• 2021 Chairs, Ad Hoc Committees

Awards: Marsha Walper

Fiscal Planning: TBD

Nominating: VACANT

Parties: TBD

Travel: TBD

Upcoming Programs

All programs are currently on hold until further notice.

Announcing a Tallahassee Chapter of Project Linus



As many of you may already know, Project Linus looks to provide the comfort of a blanket to children in need. This seems to be very much in keeping with the focus of many of our favorite charities.

Tracy Warrington started the chapter about a year ago. She has been providing quilts and blankets to "Treehouse", which serves children in transition from difficult family situations and possibly into foster care. It is important to note that siblings are kept together while living at Treehouse.

Due to the COVID-19 lockdown, Tracy has not been able to expand her efforts to include the types of gatherings that typically would be promoted but hopes to in the future. In the meantime, she has arranged with Joann's for a donation drop-off box.

Tracy's contact information as well as further information about Project Linus can be found in the link provided below.

-Ann Gaber
Philanthropy Chair

Use this link to access more information:

https://drive.google.com/file/d/1ZxZuWIKsHCn0IjEUc5OiJCVRKXw3W_R/view?usp=sharing

Block of the Month

I hope you all saw last month's article on the Block-of-the-Month restart and that many of you have decided to join. In case you missed it, there is a new format "Block-of-the-Week", featuring quick, scrap-friendly half-square triangle blocks that measure 6" square. These squares are made with simple paper piecing and are a great introduction to this technique—no seams and points to match and half of each block is a triangle.

These patterns were created by Leila Gardunia as a Year of Scrappy Triangles and are available for free from her website. Follow this [link](https://mailchi.mp/91b3eca58b70/scrappytriangles) (<https://mailchi.mp/91b3eca58b70/scrappytriangles>) to her site and download the PDF that includes an introduction and all the patterns, plus a link to a paper-piecing tutorial.

Until we can meet in person, we can share our blocks on Instagram using the hashtag #QUyearofscrappytriangles. I have posted pictures of my completed blocks there and look forward to seeing yours. Just to clarify, I am making four of each block so I will be able to make a large quilt or multiple small ones.

(continued on page 3)

(Block of the Month – continued from page 2)

I have made these blocks once before, and many other paper-pieced quilts, and have some ideas about the technique. I will share a few ideas each month and would love to hear your thoughts.

Paper-Piecing Advice

- Paper piecing templates can be printed on plain printer paper or special paper sold for this purpose. I use 16 lb. printer paper (which you can sometimes find on Amazon). It is lighter weight than the usual 20 lb. paper and slightly more expensive, but it's much cheaper than special purpose foundation paper.
- You should cut fabric pieces in the size as directed, no smaller, at least until you are very comfortable with paper piecing. Skimping on the fabric pieces is false economy because it wastes time and fabric if you have to redo a square.
- I like to begin with a dab of washable glue stick to secure the first fabric piece right side up on the pattern. On my first few attempts I used pins and it was not successful. I don't worry about the glue residue because I always wash quilts at least once before blocking and binding.

Here is a photo of 4 versions of Block 5. You can see this block is fussy-cut friendly like many in this series.

Ellen Fournier
Block of the Month Chair



Quilt of Valor Presentations

Six Quilt of Valor presentations were made during the past month.

John Burgess; Elizabeth Langston

On February 27th, John Burgess and his daughter Elizabeth Langston were each awarded a Quilt of Valor. John was a 21-year veteran having served in the U.S. Air Force for seven years and fourteen years in the U.S. Marines. He retired as a Staff Sergeant E6.

John's quilt was made by Roberta and quilted by Peggy Clark.

Elizabeth Langston was also a U.S. Marine and served eight years, including a tour in Iraq. Elizabeth was also a Staff Sergeant E6 when she exited the service. Her quilt was made by Peggy Clark and quilted by Jerry W.

Peggy Clark not only nominated these two veterans but was also able to award each of them their Quilt of Valor.



John Burgess, his wife Wilba, and their daughter Elizabeth admire John's Quilt of Valor.

(Continued on page 5.)



Elizabeth Langston and Wilba Burgess proudly display Elizabeth's Quilt of Valor.

Roger Hewitt

Retired Major Roger W. Hewitt was awarded a Quilt of Valor Monday, March 22, 2021. Major Hewitt served in the US Navy, US Army, and Army Reserves for a total of 24 years. He took part in the Cuban Blockade, Vietnam, and Desert Storm before retiring. He now serves as part of the Big Bend Honor Guard at the National Cemetery in Tallahassee, FL. His quilt was made by Gail W. and quilted by Marianne C.



Shown are Major Hewitt (left) and Chuck Howell (right).

John Froude

On Saturday, March 20th, a Quilt of Valor was awarded to John Froude, Jr. He is a 15-year US Army veteran and retired as Chief Warrant Officer 2. He served in the military police and US criminal investigation division. He is now part of the Big Bend Honor Guard of Tallahassee, FL as well as Bugles Across America. The quilt was made by Roberta, Jeanne B., and Susan W., and quilted by Julie F.

The image shows John Froude (right) and Chuck Howell (left).



Douglas Marsh

Douglas Marsh, Jr. served in the US Coast Guard and was awarded a Quilt of Valor on Saturday, March 20th. He was Petty Officer 2nd class and twice sailed from Boston to Vietnam and back. He is now part of the Big Bend Honor Guard in Tallahassee, FL. His quilt was made by Roberta, Jeanne B., and Susan W. and quilted by Sarah P.

Douglas is shown with Chuck Howell (left).



(Quilt of Valor Presentations – Continued from page 6.)

Donna Winslow

On Saturday, March 6th, a Quilt of Valor was awarded to Donna Winslow, a veteran of the U.S. Air Force. Donna served four years and was a Sergeant E4. She was a dog handler and she and her dog searched out drugs and explosives. Donna is a member of the American Legion Auxiliary and the Honor Guard at the National Cemetery in Tallahassee. Donna's quilt was made by Julie Fredrickson.



All QOV information was submitted by Roberta Granville.





Photo Gallery – Charity Quilts

As we are experiencing difficulties with the maintenance of and updates to our web site, including our “virtual Show and Tell”, we’re posting here some samples of quilts recently made by our members for various of our philanthropic partners. Maybe you’ll find inspiration here for one of your own!

We’ll start our show with two quilts for Sleep in Heavenly Peace, made by Karen Skinner. Karen made two more from the same fabrics laid out in different schemes.



Next we have two fleece-backed quilts, also for Sleep in Heavenly Peace. The first one was made by Ann & Cathy Gaber and the second one by Peggy Clark.




(Photo Gallery of Charity Quilts – Continued from previous page.)

Michele Hackmeyer made both of these bright, cheerful quilts! They will go to a couple of lucky children via Sleep in Heavenly Peace.



The next two quilts were pieced by Kristine Klob and quilted by Julie Fredrickson. What a team! Two kids will definitely “Sleep in Heavenly Peace” under these beauties.



(Photo Gallery of Charity Quilts – Continued from previous page.)

Collaboration among Sherry Little, Julie Fredrickson, and Kristine Klob yielded the “Dragons and Knights” delight shown at the right. Sherry pieced the top, Julie quilted the quilt, and Kristine bound it. We’re contributing this quilt to SHP as well. You’ll want to “zoom in” your view to see the cute figures in the print pieces.



This walk through our virtual photo gallery concludes with two sweet neonatal quilts crafted with love by Michele Hackmeyer and a friend.



Coronavirus Virtual Show and Tell

Check out what your fellow guildmembers have been working on during the pandemic and share your quilting progress on our virtual Show and Tell webpage at <https://quilttallahassee.com/covid-show-tell/>. It doesn't have to be a finished quilt; quilt tops are fine. Let's see what you're working on! Send photos to webcoord@quilttallahassee.com. Include title of the quilt, your name, and the quilter's name (if quilted by someone else).



Help Send a Little Sunshine

If a member needs some cheering up, don't forget to let me know. I'll send some sunshine their way on behalf of the guild!

Wendy Stone

Newsletter Info

The deadline for newsletter submissions for the next issue is **April 28, 2021**.

Please submit materials to Carol Eskola via email at newsletter@quilttallahassee.com. To receive a newsletter by mail, contact her for details.

Missing Email Blasts?

Check your email spam filter, check for blocked addresses, and/or add webmaster@quilttallahassee.com to your contact list. Still have problems? Email our Membership VP at membership@quilttallahassee.com. If your email address changes, let us know at the next meeting.

Follow and "Like" Quilters Unlimited of Tallahassee on Facebook & stay connected.

<https://www.facebook.com/QuiltTallahassee/>



2021 Guild Calendar		
WHEN	WHAT	WHERE
<i>All meetings are on hold until further notice. Notice of the resumption of meetings will be sent to all members via email blasts.</i>		
January*	Guild Meeting <i>Cancelled</i>	Social Hall @ Temple Israel
January**	Steering Committee Meeting <i>Cancelled</i>	Temple Israel Meeting Room
February	Guild Meeting <i>Cancelled</i>	Social Hall @ Temple Israel
March	Guild Meeting <i>Cancelled</i>	
April	Guild Meeting <i>Cancelled</i>	

**Guild meetings dependent upon whether facility is available for large group meeting under CDC guidelines.*

***Steering Committee meetings are suspended unless a SC member notifies the president of urgent business needing consideration.*

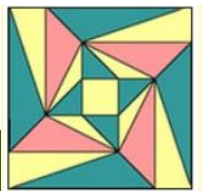
Sit-n-Stitch Groups

Get in touch with the group's contact person (they are in our directory) for current status as meetings may be on hold.

“Sit-n-Stitch” groups meet weekly, biweekly, or once a month. Some groups meet in a member's home on a rotating basis and work on their own individual projects. Other groups meet at a specified location and work on service projects. There are several types of groups in the guild. **If you are interested in joining a group or starting a new group, contact Terri Smith.**

Sunday	Modern Quilt Sit-n-Stitch	2nd Sunday, 3-5 pm	Marsha Walper
Monday	Quilting Bees @ Senior Center	Weekly 1-4 pm	Judy Lawrence
	Southwood Stitchers	Weekly 10 am - 3 pm	Jane Kazmer
Tuesday	Hospice Sit-n-Stitch	1 st Tuesday, 1-3:30 or 4:00	Terri Smith
Thursday	Sew Arty	3 rd Thursday 11:30 am-1 pm	Stephanie Rubanowice
	Patchwork & Prayer	1 st , 3 rd , 4 th Th 6:30-8:30 pm	Lascella Ingram
	Appliqué Addicts @ NE Library	3 rd Thur 6:00-7:45 pm	Mary Catherine Scott
	Bits and Pieces @ Temple Israel	2 nd Thursday 1:00 – 4:30 pm	Jeanne Brenner
Saturday	Sew for HOPE <i>New Location – St. Stephen Lutheran Church, 2198 N. Meridian Road</i> <i>Cancelled until further notice</i>	1 st & 3 rd Saturday 10 am - 3 pm Lunch break 11:30-12:30	Cynthia Seyler Judy Rainbrook
	Second Saturday	Saturday after guild meeting, 9 am - 4 pm	Connie Beane
	Havana Sit 'n Stitch	4 th Sat.; 1-4 pm	Martha Mitchell

The following Sit-n-Stitch groups are listed at full capacity: *Pin Pals, Sew Darn Happy, Thimble Buddies, Frayed Edges*. This is due to physical limitations -- no more room in members' home or no more parking space available.



CLASSIFIED ADS

*Items for Sale or Free, by Guild Members.
See Directory for Specific Contact Information*

Items for Sale


Singer Featherweight!

For sale: 1951 Singer Feather weight, 100 Anniversary Edition with case. Attachment case with seam guide, zipper foot, ruffles and binder attachment, & 4 bobbins. New foot pedal.

The machine & case are in good condition. Machine works well.

Price: \$500.00

If interested, please contact Ruth Cuzzort.



Accuquilt Supplies

Dies

Most are new or used once.

55052	1" strips	\$70	55086	6 ½" strips	\$63
55053	2 ¼" strips	\$63	55014	2 ½" strips	\$56
55054	4 ½" strips	\$63	55109	1 ¼" strips	\$70
55083	1 ¾" strips	\$70	55164	1", 1 ½" & 2" strips	\$56
55001	6 ½" triangles. Two,	\$35 ea			
55016	Isosceles triangle 5"x6"	\$35			
55257	2 ½" half square triangle	\$30			
55320	1" half square triangle	\$25			
55394	2 5/8" square on point	\$25			
55002	4 7/8" triangle	\$30			
55047	4" quarter square triangle	\$42			
55079	Equilateral triangles 3 sizes	\$30			
55165	½ hexies 1", 1 ½" & 2 ½" sides	\$40			
55316	4" quarter square triangle	\$30			
55396	3" quarter square triangle	\$35			
55398	4 ½" quarter square triangle	\$30			

Mats

6x6"	Two, \$14
6x12"	\$9
10x10"	\$9
6x24"	\$14
10x24"	Three, \$21 ea
55033	5 1/4" Rag Square. Used but still cuts well. \$60

See photos on next page.

Please contact Joan Herrera if interested.



Classified Ads -- Instructions

Only Guild Members can list items for sale, for services, or “free-to-a-good-home”.

How to request an ad? Email your ad/notices to the Newsletter Editor (Tara Goodman) at newsletter@quilttallahassee.com. Briefly describe the item and asking price.

Your item will be posted for only one month per email submission.

ALL NEGOTIATIONS AND PROBLEMS WITH A SALE OR SERVICES ARE BETWEEN THE BUYER AND SELLER.