

AROUND THE BLOCK

Volume 36, Issue 10

October 2019

Next Meeting: October 10 Social Hall at Temple Israel, 2215 Mahan Drive, Tallahassee, Florida.
The social half-hour starts at 6:30 p.m. The meeting starts at 7:00 p.m.

President's Message

Ever wonder whether you're keeping up with modern trends in quilting? Well good news, quilters! Based on my completely unscientific survey of articles touting "Quilting Trends to Watch in 2019", if you've made anything at all with fabric, you're among the trend-setters this year!

Today I compiled trend lists from four articles where the authors presented their findings in various states of breathlessness after discovering these currents in the ocean of quilts they reviewed. Out of the 37 "trends" identified, only three made it to more than one list, so that's 34 different quilting ideas to choose among if you want to call your work "trendy".

Are you into English paper piecing or foundation paper piecing? Do you dream about triangles, stripes, curves, or hexies? Perhaps you long to fondle batiks that don't feature leaves, or yards of screen prints, or fill your basket with pre-cuts. Maybe you'll make a pillow to match a whole cloth masterpiece that's been densely quilted by a long-armed. Does a neutral palette make you drool? Do you dare to add a touch of black, or does a rainbow quilt or simply one with "lots of color" make your motor race? Personally, I'm not sure whether I'm a maximalist or a minimalist, have Bohemian tendencies, or secretly want to piece an asymmetrical quilt top in a playful fashion. I am 100% certain, though, that I will never, ever make a quilt from fabric having a science theme using a weaving technique to give it a texture boost.

I would continue, but I'm getting a little dizzy. I think I'll go meditate and visualize joining a virtual quilting bee, making an appliqued animal quilt with a center medallion that sends a message about Mother Earth, then framing it. Now where'd my husband hide the dark chocolate and red wine?

Carol

2019 Officers

President: Carol Eskola

President-Elect: Pam Doffek

Membership: Betty Rinkel

Secretary: Diana Kaiser

Treasurer: Peggy Allen

2019 Chairpersons

Audiovisual: Michele Hackmeyer

Awards: Marsha Walper

Block of the Month: Kerry Cohen

Challenge: Barbara Hoagland

City Hall Show (COCA): Kerry Cohen

Door Prizes: Roberta Granville

Internet:

Website: Sue Isaac;

Email: Tara Goodman;

Social Media: Carol Eskola, Dawn Griffin

Library: Jeanne Brenner

Museum Show 2019: Karen Kunz

Newsletter: Tara Goodman

Opportunity 2020: Jeanne Brenner

Philanthropy: Jeanne Brenner

Programs: Marsha Walper

Publicity: Dawn Griffin

Show & Tell: Roberta Granville

Silent Auction: Sue Skornia

Sit & Stitch: Marsha Walper

Sunshine: Shelley Woodyard

Travel: Christine Walsh

Workshops: Ruth Cuzzort

October Program: Everything You Wanted to Know About Borders!

Marianne Clower, owner of The Quilt Peddler, will present the guild program in October and share suggestions on how to make borders look better and also be easier to quilt.

Marianne will discuss various creative aspects about how to effectively include borders in quilts. There are the decisions of whether a quilt even needs a border and when to add either another border or more blocks to make a quilt larger. She will also show how to make sure the borders are not too long or too short, which will avoid wavy borders or a wavy quilt. In addition, she will give her easy way to make mitered borders and double-mitered borders.

Bring your questions about border problems and also your quilts that may have border issues. Marianne will be glad to offer her suggestions on how to remedy our quilt problems.

Please Help Make Our Quilt Show a Success!

Here are a few reasons why it is very important that we have coverage at the desk for the quilt show.

1. Greet our guest and answer questions about the quilts and our guild.
2. Encourage guests to purchase tickets for our Opportunity Quilt and bid on the Silent Auction items. (Remember these are our fund raisers).
3. Security for the quilts on display.
4. Help the museum. They do not have the staff to man the desk, so this is our way to help them, and show our appreciation for all the hard work they do to host the quilt show for our guild.

Please consider signing up for a 2 1/2 hour shift. Bring a friend, some quilting, a book, or simply enjoy the delight on our visitors' faces as they admire the talented works of art that our members produce. If you have a job, there are many weekend slots available.

In particular, we need people to work on Saturdays and Sundays. The shifts on Saturday are 10-12, 12-2, and 2-4:30. On Sunday, the shifts are 12-2 and 2-4:30. We also need to fill many open slots for 2-4:30 pm on weekdays. Go to the main page of the QU website to access the calendar sign-up process. Please help out. This new calendar system does not allow for more than one person per shift, but feel free to bring a friend with you. If you need to make a change to a date/time you have signed-up for, please email on of us.

THANK YOU 

Michelle Hackmeyer and Karen Kunz

Pam Needs You!

I want to thank everyone who has already given me their name for a Committee Chair to support me and QU on the Steering Committee for calendar year 2020. Here's what I need: A PROGRAM Chair and some vice-chairs to work with the Chair in 2020 and move up in 2021. Also below are needs for Ad Hoc committees (do the work, then done. Only attend Steering Committee meetings when activated).

General descriptions of committee responsibilities are in the guild bylaws and the Policies and Procedures, under the MEMBERSHIP tab of the QU website. Call or email me if you are interested or want to talk.

Thanks and I NEED YOU !!!

Pam Doffek, incoming QU President, 2020

Show and Tell	Roberta Granville LOOKING FOR VICE/CO TO TAKE OVER 2021
Programs	NEED SOMEONE
Welcoming	NEED SOMEONE- this position will also arrange for meeting people at the door and locking/unlocking
Library	Jeanne Brenner LOOKING FOR VICE/CO- TO TAKE OVER 2021

Ad Hoc Committees

Audit	February
City Hall Show	NOT Needed UNTIL 2021 for 2022 show
Opportunity Quilt 2021	Planning and executive of 2021 quilt
Fiscal Planning	August or September
Nominating	May-September, as selected by VP, need 2 mbrs not on the board
Parties	Usually End of Year Celebration, maybe coordinate with Membership for 1 or more new member receptions
Travel	JAX bus trip (plan April-September)

Bonus for Quilters Unlimited Members

The museum is offering 10% off merchandise in their gift shop to all members of Quilters Unlimited for the duration of the quilt show. Please present your membership card when purchasing items to receive this offer.

Upcoming Classes/Workshops

January 2020

Make a travel set, make-up bag & jewelry roll/brush roll

Teacher: Wendy Stone

Date: January 11, 2020

Location and Time: Woodville Community Center, 10-3:00

Cost: \$30.00



May 2020

It's not too early to mark your calendars for Susan Cleveland's visit, May 15 & 16, 2020. Check out her website <http://PiecesBeWithYou.com> and let Ruth know which of her classes interest you.

You can view a free class from Susan on this page:

https://thequiltshow.com/watch/free-shows/?utm_source=Infusionsoft&utm_medium=email&utm_campaign=2019_08_19_Newsletter_09.

If you have a class suggestion, please let Ruth Cuzzort know.

Need a Ride to Guild Meetings?


It won't be long until Daylight Savings Time ends, which means it won't just be dark after our guild meetings but while you're getting there as well. Some of us are no longer comfortable driving in the dark, no matter what time the sun goes down, which makes getting to and from our monthly gathering problematic. Some of us don't even drive no matter how clear the skies are or how brightly the sun shines. If, like me, you need someone to squire you to and from Temple Israel each month, we want to know about it and help you find a solution. So, pick up your phone and call, text or email Jeanne Brenner to let her know you'd like to find a ride to the meetings. She will get your information and try to match you up with someone happy to have company with them in their car, van, bus, or surrey-with-the-fringe-on-top!

Carol Eskola



Linda O'Sullivan's Design in 2020 AQS Calendar!

Several guild members have taken Linda O'Sullivan's classes on Klimt's "curly trees". The editor of the AQS QuiltArt Calendar, Klaudeen Hansen, saw a "curly tree" quilt made by one of Linda's students at an AQS Quilt Show. Klaudeen included a photograph of the quilt in the 2020 AQS Calendar and noted that Linda O'Sullivan was the designer and Marsha Walper was the quilt maker.



Last Meeting to Buy "Autumn Reverie" Tickets

The beautiful, queen-sized quilt "Autumn Reverie" can be seen at the 37th Annual Capital City Quilt Show for the month of October. The quilt pattern is "Lakeshore Hosta" by Judy and Brad Niemeyer.

Tickets can be purchased at the quilt show or at the October guild meeting. Mary Whelan will sell tickets during the social time from 6:30 to 7:00. The donation is \$2.00 each or 3 tickets for \$5.00.

At the beginning of the meeting, there will be a drawing from the names of those who purchased 3 tickets for \$5.00. The winning name will receive 3 free tickets. The drawing for the quilt will be at the Museum on Sunday, November 3, the last day of the show.



October Block of the Month

We only have a couple more months to participate in the 2019 block of the month. At October's meeting, please turn in your finished **Moon Over the Mountain Block** and drop your name in the bag for a chance to win a gift. This is appliqué, but you can complete by hand or machine stitching.

October's Block is Moon Over the Mountain

Pattern is from Quilter's Cache –

<http://www.quilterscache.com/M/MoonOvertheMountainBlock.html>

QU will be using the following colors for this block (think night sky):

Color 1 = Dark (Blues/night sky) – solid, tone on tone or print

Color 2 = White, Grey or Cream (moon color) – solid, tone on tone or print

Color 3 = Dark (Brown/Black/Gray) - solid, tone on tone or print

Machine appliqué or hand appliqué is acceptable.

Please follow the directions to create your 12.5" unfinished block.



November's Block is Steps to the Altar 2

Pattern is from Quilter's Cache –

<http://www.quilterscache.com/S/StepstotheAltar2Block.html>

QU will be using the following colors for this block – Think Patriotic:

Color 1 = Red fabric – solid, tone on tone or print

Color 2 = Blue fabric – solid, tone on tone or print

Color 3 = White fabric – solid, tone on tone or print

Please follow the directions to create your 9.5" unfinished block.

We will have printed copies of the pattern and half circle templates at the Block of the Month table.

Thank you to everyone that made a paper piecing block in September. If you have any questions about the blocks, just email or give me a call.
Kerry Cohen



Latest Additions to the QU Library

Applique Made Easy by Rodale Press
Color for the Terrified Quilter by Ionne McCauley And Sharon Pederson
Creative Stitching by Sue Spargo
In Love with Squares and Rectangles by Amy Walsh and Janine Burke
On A Roll compiled by Lissa Alexander for Moda
Quilt As-You-Go Made Modern by Jera Brandvig
Simple Shape Quilts by Katheryn Russi and Rose Schutte
Table Toppers from Fons & Porter
Welsh Quilts by Jen Jones

These volumes and more will be available at the library table to check out at the October meeting.
Hope to see you there,

Jeanne Brenner, QU Librarian

Congratulations to the 2019 Distinguished Quilter

The 2019 Distinguished Quilter is a talented artist.

Words that best describe her amazing quilts are creative, detailed, and full of meaning. These quilts are sure to contain hand-quilting, embroidery, embellishments, and often words or quotations.

You have seen her quilts at the Annual Capital City Quilt Show, the LeMoyne Quilt Show, the COCA Quilt Show at City Hall, and the AQS Daytona Beach International Quilt Show.

In 2015, this talented quilter was selected by the Council on Culture and the Arts, also known as COCA, to design and make a quilt block representing Tallahassee for the All-American City Contest. Her block is part of the completed quilt which unites the ten winning cities.

She is an art quilter and shares her talents with the other members of the Sew Arty Sit-n-Stitch. She has also presented demonstrations and programs at their monthly meetings over the last five years.

At the January guild meeting, she presented a program about her quilt journey titled "The Evolution of a Quilter" so you already know music and dance are important to her. These themes often show up in her quilts.

Congratulations to the 2019 Distinguished Quilter, Janet Hughes.

Jacksonville QuiltFest Trip

Thank you to all who joined us for a wonderful trip to the Jacksonville QuiltFest. The morning started with a few door prizes and then a few puzzles. The winners of the door prizes and puzzles were Marion Millet, Pam Doffek, Christy Gregg, Nancy Harrington, Erin Stewart, Sue Skornia, Deb Osborn, Martha Mitchell, Dianne Higginbotham, Peggy Smyly, Judy Jones, Diane Vaccari, Janet Evans, Janice Watson and Shirley Shields.

We even had a 50/25/25 drawing. The winners of the 50/25/25 got to share a little extra money to spend at the show. The winner Martha Mitchell received \$69 and the others, Diane Vicarri and Ruth Cuzzort, each got \$35. When we arrived at the show check-in was quick and we enjoyed the event until it was time to board the bus to return at 3:00. We left QuiltFest inspired and tired.

On the ride home we watched the movie How to Make an American Quilt, snacked on some popcorn and had a drawing for two more wonderful grand prizes. A \$50 gift certificate toward quilting from Marianne Cower at The Quilt Peddler and a lovely gift basket full of quilting treats from Deb at Bernina. The winners of grand prizes were Martha Mitchell and Deb Wilson. Please remember when you are looking for quilting services or supplies to visit Deb and Marianne and while you're there thank them for their support. Again, thanks to all for a great trip.

Door Prizes

Door prize winners in September were Peggy Allen, Susan Tatum, Bob Rubanowice, Christy Gregg. Grand Prize went to May McLaren. Donations are always welcome and appreciated.
Roberta Granville

Directory Photos

We will be taking photos for the directory. If the light is good, we will try doing this just outside the door. If you do not have a photo in the directory, or you would like a new one, now is the time. We will be taking photos for the next several months.

Michele Hackmeyer



Help Send a Little Sunshine

If members need sunshine from the guild, don't forget to let me know!
Shelley Woodyard

UFO Completion Challenge!

Congratulations to the brave guild members, who accepted the challenge and completed one or more "UnFinished Objects".

Janet Evans, Michele Hackmeyer, Virginia Lewis, Cynthia Perny, Betty Rinkel, Era Singer, Terri Smith, and Barbara Springthorpe, along with the quilters below, completed their UFOs and received UFO Completion Challenge Certificates.

- Largest UFO – Diane Higginbotham
- Oldest UFO by Original Maker – Kerry Cohen
- Oldest UFO not by Original Maker – Judy Stricklin
- Most Intricate UFO – Ellen Fournier
- UFO with Most Unique Reason for Delay – Christy Gregg
- Queen of UFOs – Jessica Duke



Several guild members did not officially enter the UFO Completion Challenge, but did confess to being motivated to finish some of their UFOs!

It takes a long time to finish a quilt you're not working on!

Newsletter Info

The deadline for newsletter submissions for the next issue is: **November 1, 2019**

Please submit materials to Tara Goodman via email at newsletter@quilttallahassee.com. To receive a mailed newsletter, contact the editor for details.

Missing Email Blasts?

Check your email spam filter, check for blocked addresses, and/or add webmaster@quilttallahassee.com to your contact list. Still have problems, email Betty Rinkel, Membership Chair, at membership@quilttallahassee.com. If your email address changes, let us know at the next meeting.

Follow Quilters Unlimited of Tallahassee on Facebook & Stay Connected

<https://www.facebook.com/QuiltTallahassee/>



Sit-n-Stitch Groups

"Sit-n-Stitch" groups meet weekly, biweekly or once a month. Some groups meet in a member's home on a rotating basis and work on their own individual projects. Other groups meet at a specified location and work on service projects. There are several types of groups in the guild. **If you are interested in joining a group or starting a new group, contact Marsha Walper.**

Sunday	Modern Quilt Sit-n-Stitch	2nd Sunday, 3-5 pm	Marsha Walper
Monday	Quilting Bees @ Senior Center	Weekly 1-4 pm	Judy Lawrence
	Southwood Stitchers	Weekly 10 am - 3 pm	Gail Whitis
Thursday	Sew Arty	3 rd Thursday 11:30 am-1 pm	Stephanie Rubanowice
	Patchwork & Prayer	1 st , 3 rd , 4 th Th 6:30-8:30 pm	Lascella Ingram
	Appliqué Addicts @ NE Library	3 rd Thur 6:00-7:45 pm	Mary Catherine Scott
	Bits and Pieces @ Temple Israel	2 nd Thursday 1:00 – 4:30 pm	Jeanne Brenner
Saturday	Sew for HOPE <i>New Location - Timberlane Church of Christ, 3569 Timberlane School Road.</i>	1 st & 3 rd Saturday 10 am - 3 pm Lunch break 11:30-12:30 <i>Will only meet the first Saturday in November and December.</i>	Cynthia Seyler Judy Rainbrook
	Second Saturday	Saturday after guild meeting, 9 am - 4 pm	Connie Beane
	Havana Sit 'n Stitch	4 th Sat.; 1-4 pm	Martha Mitchell
The following Sit-n-Stitch groups are listed at full capacity: <i>Pin Pals, Sew Darn Happy, Thimble Buddies, Frayed Edges</i> . This is due to physical limitations -- no more room in members' home or no more parking space available.			

2019 Guild Calendar		
October 10	Guild Meeting; "Everything You Wanted to Know About Borders!" – Marianne Clower	Social Hall @ Temple Israel
November 1	Newsletter Deadline	
November 3	Capital City Quilt Show Closing	
November 9	Quilt Pick-up, 10 am to 12 pm	1 st Floor gallery, Museum of Florida History
November 14	Guild Meeting; "Quilters' Tricks" – Pam Doffek	Social Hall @ Temple Israel
November 19	Steering Committee Meeting, 6:30 pm	Social Hall @ Temple Israel
December 12	Guild Meeting; "QU Dinner Party"	Social Hall @ Temple Israel
2020 Guild Calendar		
January 9	To be announced (TBA)	Social Hall @ Temple Israel
February 13	TBA	Social Hall @ Temple Israel
March 12	TBA	Social Hall @ Temple Israel
April 9	TBA	Social Hall @ Temple Israel
May 14	Susan Cleveland , Guest Speaker	Social Hall @ Temple Israel

Bibs for the Gretchen Everhart School

Please contact Ann Gaber for details. See the following drawings for patterns for items requested.

Baby Bib Style


Cut neck opening in one short side of towel.

Cut approximately 36" of double-fold bias tape.

Iron some curve into the center 12" of the tape.

Attach tape to neck opening sewing tape closed

along length to create ties for bib.



Use: This elongated bib can be set on the tabletop to better catch drips when eating.

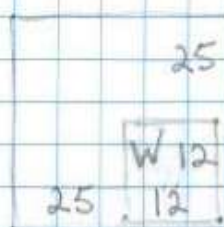
Materials: Old hand towels, old beach towels cut roughly in thirds with center third slightly wider since must be hemmed on both cut edges.

Kerchief Style (think Wylie Coyote cartoon)

Cut or tear fabric to roughly 26" square.

Hem to roughly 25" square.

Topstitch a washcloth onto one of the corners of the hemmed square.



Use: Folded diagonally, the kerchief can be tied around the neck of the student for extra absorbency.

Materials: Can use old sheets, old pillow cases opened out, leftover muslin, or bandanas.

Quilts Looking for a New Home

We have received a letter from a gentleman in Tallahassee who is downsizing, asking whether someone might be interested in providing a home for some items he has found during this process. He is not looking for remuneration; these are free for the taking.

The first is a 36" x 56" crib quilt made for him by an aunt shortly after WWII. It features an old-fashioned applique scene and is hand quilted. He once used it as a tent, placing it over a lamp that had no shade, which resulted in a burn mark which has not been repaired. You might want to try your hand at repairing it or leaving it 'as is'.

The second of his finds is a pair of framed pieces from a crazy quilt. The frames measure 12" x 26¼"; the quilt pieces are 6½" x 20½". He found these in his father's farmhouse and guesses they may have been made by either his grandmother or perhaps his great-grandmother.

If you're interested in owning one or more of these, please contact me and I'll give you his name, email address, and telephone number.



Carol Eskola

4-H Sewing Club – Call for Volunteers!

“Back to School” has come and gone already and the 4-H Sewing Club is celebrating the start of our 6th consecutive year! We have club members who were there at the beginning in 2013 and are still coming!

I wanted to give a huge “thank you!” to the QU volunteers who help at every 4-H Sewing Club meeting – Tara Goodman, Elizabeth Hawker, Diana Kaiser and Betty Rinkel. These ladies have been volunteering with the club for several years and we sure wouldn’t have a 4-Sewing Club without their good-natured help and commitment!

This coming year we have 19 kids enrolled in the 8-18 age group and 2 in the Cloverbuds (hand sewing) group, ages 5-7. That's a whole lotta kids (21) trying to learn how to sew! In addition, due to a waitlist of 16 kids, we started a smaller, short-term sewing club that will meet during Oct. and Nov., also on the 1st and 3rd Thursdays, from 3:45-5:45 pm. We have limited the enrollment in this club to 6 kids – and they all need help learning how to sew.

Do you have it in your heart to help a child learn to sew? Several members of QU and the ASG (American Sewing Guild) have visited the club to lead specific projects and we'd love to offer more of these opportunities to our 4-H kids.

There is no long-term commitment! Come and help out at any meeting! We follow the LCSD calendar and meet on the 1st and 3rd Thursdays at the Leon County Extension Office, 6-8 pm (and also at 3:45-5:45 pm during Oct & Nov) located at 615 Paul Russell Rd. (behind the fairgrounds).

Please contact Evelyn Gonzalez if you can help these children learn to sew!!

