

# AROUND THE BLOCK

QUILTERS UNLIMITED OF TALLAHASSEE

Volume 36, Issue 3

March 2019

**Next Meeting:** March 14th Social Hall at Temple Israel, 2215 Mahan Drive, Tallahassee, Florida.  
The social half-hour starts at 6:30 p.m. The meeting starts at 7:00 p.m.

## *President's Message*

I'm going to tell you something shocking about myself. I talk to my quilts – and they talk back.

However, before y'all form an ad hoc committee of the guild to measure me for a straitjacket, let him or her who has never had a conversation with fabric, ruler, and rotary cutter cast the first thimble. Ha, I thought so; I'm not the only one, right?

This little quirk first came to my husband's attention several years ago when he asked me what I was going to call a quilt that was nearly complete. Without missing a stitch while whipping down the binding, I admitted that I wasn't sure, since the quilt had not yet told me its name. And he moved away from me just a little bit on the sofa.

I have found that each quilt which I make has a voice and a personality all its own. "I Spy" quilts, particular favorites of mine, are silly and often giggle. A quilt for a nephew who is a marine biologist featured appliqued sea turtles which he himself had drawn; this one was mystical and full of the whispers of the sea. NICU quilts are sleepy little things.

A quilt's voice and personality sometimes change while the quilter works through the whole process. It may decide that it wants to be bolder and asks for a dash of an unexpected color. Maybe it's tired of being completely linear and longs for some swirls. Listen to what it's telling you. You may find that the end results are something uniquely "you", with your own voice, and your own quilting personality.

I'll continue to talk to my quilts, and listen to what they have to say to me. And I hope you will listen to what your quilts have to say to you; they may be telling you that you have talents you never suspected!

Carol

### **2019 Officers**

**President:** Carol Eskola

**President-Elect:** Pam Doffek

**Membership:** Betty Rinkel

**Secretary:** Diana Kaiser

**Treasurer:** Janice France

### **2019 Chairpersons**

**Audiovisual:** Michele Hackmeyer

**Block of the Month:** Kerry Cohen

**Challenge:** Barbara Hoagland

**City Hall Show (COCA):** Kerry Cohen

**Door Prizes:** Roberta Granville

**Internet:**

Website: Sue Isaac;

Email: Tara Goodman;

Social Media: Carol Eskola, Dawn Griffin

**Library:** Jeanne Brenner

**Museum Show 2019:** Karen Kunz

**Newsletter:** Tara Goodman

**Opportunity 2020:** Jeanne Brenner

**Philanthropy:** Jeanne Brenner

**Programs:** Marsha Walper

**Publicity:** Dawn Griffin

**Show & Tell:** Roberta Granville

**Silent Auction:** Sue Skornia

**Sit & Stitch:** Marsha Walper

**Sunshine:** Shelley Woodyard

**Travel:** Christine Walsh

**Workshops:** Ruth Cuzzort

---

## March Program: Welcome Ellen Lindner!

Join us in welcoming our guest, Ellen Lindner. She is a talented quilt artist and teacher, who is passionate about the art of quilt making. She says, "I make art quilts for the pure joy of doing so!" Ellen has been seen on Quilting Arts TV, where she taught some of her techniques. She's also written two books and several magazine articles. Her work is very diverse, ranging from pictorial still lifes to modernist abstracts.

Ellen is an entirely self-taught quilter and has worked most of her adult life as a flight instructor.

### **Show and Tell Reminder**

*So that we have the maximum amount of time available for guest speaker Ellen Lindner's presentation, we will not have Show and Tell at the March guild meeting. Hang onto those lovely items you've completed and bring them in April to reap your well deserved "ooohs" and "aaahs"!*

---

## City Hall Show and Theme

The 2019 City Hall Show theme will be "Unity in the Community."

The entry form for the City Hall show is available on our website and entries are due by April 11.

<https://quilttallahassee.com/guild-quilt-exhibits-other-shows-and-travel/2019-city-hall-show/>

Key Dates are:

**April 11, 2019**: Deadline: Entry forms due

**May 9, 2019**: Turn in quilts with label, sleeve and hanging rod (guild meeting)

**June 5 – July 29**: Exhibit open

**August 8, 2019**: Pick up entries at guild meeting

Please note the guidelines that are set forth by COCA for this show, as listed on the webpage when entering. I will be collecting the quilts at our May meeting and will be returned at the August guild meeting.

As in the past for the City Hall show, a hanging sleeve and label must be securely sewn on the back of entry, and a round hanging rod (not flat) with a screw eye at each end must be provided by the exhibitor.

Any questions, please reach out.

Kerry Cohen

---

## Block of the Month

### March Block of the Month

At March's meeting, please turn in your finished **Split Nine Patch Blocks** and don't forget to drop your name in the bag for a chance to win a quilt-y surprise.

**Split Nine Patch #2** – We will be using these for a young boy's quilt for Sew for Hope.



QU will be using the following colors for this block (think young boy):

Color 1 = Black fabric – print is okay

Color 2 = Bold/Bright fabric – any color

Color 3 = Contrasting Bold/Bright fabric – any color

Pattern is from Quilter's Cache –

<http://www.quilterscache.com/S/SplitNinePatch2Block.html>

Please follow the directions to create your 9.5" unfinished block.

**April's Block will be the Card Trick.** We will create a charity quilt with these classic blocks.



QU will be using the following colors for this block:

Color 1 = White fabric – solid or tone on tone

Color 2 = Mint/Light Green fabric – solid, tone on tone or print

Color 3 = Pink fabric - solid, tone on tone or print

Pattern is from Quilter's Cache –

<http://www.quilterscache.com/C/CardTrickBlock.html>

Please follow the directions to create your 12.5" unfinished block in the QU colors.

We will have a few printed copies of the pattern at the Block of the Month table for those without internet access.

Thank you to all our February star makers! We have quite a few blocks to make a large lap quilt for the QU silent auction.

Kerry Cohen

---

---

## It's Hard to Finish a Quilt You're Not Working On!

The guild's UFO Completion Challenge is a great reason to pull out that Unfinished Object that has been hiding in a drawer or under a stack of fabric!

The September guild program will feature quilters and their completed UFOs. Participants will receive a UFO-C3 (Completion Challenge Certificate). There will also be certificates for individuals or groups in special categories.

An entry form is on Page 11 of this newsletter. Entry forms will also be available at the March guild meeting. Forms are also online at the QU web site under Activities/Projects: UFO Completion Challenge. The forms are short and just need a quick photo. Click [here](#) for the form.

The deadline for entries is the April 11 guild meeting. Contact Marsha Walper if the photo is a problem.

---

## "Autumn Reverie" 2019 Guild Challenge

"Autumn Reverie" is a stunning, garnet and gold quilt made by guild members. The pattern is "Lakeshore Hosta" by Judy and Brad Niemeyer.

This beautiful queen-sized quilt, measuring 96" x 96", was professionally quilted by Marianne Clower. In the fall, the quilt will be on display at the 37th Annual Capital City Quilt Show, where tickets can be purchased.

Before the quilt show opens, Mary Whelan will sell tickets during the social time at guild meetings from 6:30 to 7:00. The donation is \$2.00 each or 3 tickets for \$5.00.



At the beginning of each meeting, there will be a drawing from the names of those who purchased 3 tickets for \$5.00. The winning name will receive 3 free tickets. Bring address labels or write your name on the ticket stubs. These stubs will be part of the drawing for the quilt at the end of the quilt show.

Please see Marsha Walper for more information.

---

## SAVE THE DATE: Jacksonville Quiltfest

Save the date and start saving your pennies for: The Jacksonville Quiltfest bus trip.

**When: September 21, 2019.**

Details will follow in the next newsletter and at the April QU meeting.

---

---

## Upcoming Classes/Workshops

Sign up at guild meeting or contact Ruth Cuzzort

### Ellen Lindner Classes

Ellen is a visiting teacher from Melbourne, Fl. Her work is diverse, ranging from pictorial still life to modern abstract. She is well known for her fabric collage and art quilts. Please check out her work at <https://Adventurequilter.com>

INTERESTED? It's not too late! Contact Ruth for the supply list in order to be ready for the March 15/16 classes. They are going to be Fun!

Location: Woodville Community Center

Time: 10 am to 4 pm

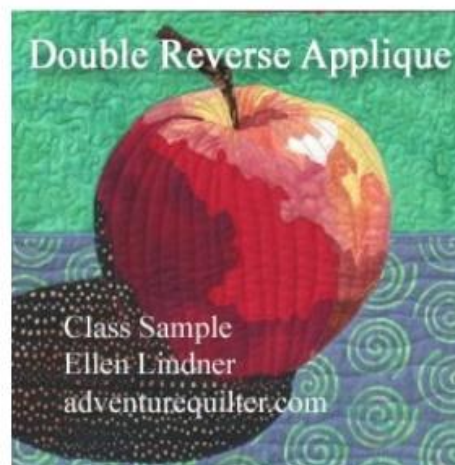
#### **March 15:** Floral Improv. Fee = \$65

Want to Enhance your artistic skill while making a quick project? This class will accomplish both. First you will learn how to make a variety of flowers with no patterns. Then, you will learn how to create a dynamic composition. With Ellen's pointers on design you'll be guaranteed to make a masterpiece. Finally, you will learn a quick technique for facing and finishing your quilt with no hand sewing! Participants must be familiar with free motion quilting.



#### **March 16:** Double Reverse Appliqué. Fee = \$65 + \$5 kit fee

This raw edge appliqué technique is extremely accurate. Ellen's tricks for staying organized will ensure that your class time is efficient, productive, & free of frustration. You will finish the Apple in class and make good progress toward the pear. You'll also learn detailed information about making your own DRA pattern. Participants must be familiar with free motion quilting.



---

## Upcoming Classes/Workshops

**May 18:** Let's Learn Trapunto. \$30.00 plus kit fee

Instructor: Pam Doffek

Location: Woodville Community Center

Back by popular request (or to refresh your skills)!! Learn the many aspects of hand-executed trapunto, Italian cording and shadow work and get history lessons at the same time. It's not just stuffing from the back anymore. This is a hands-on techniques class using hand worked (not machine) construction; although machine execution is covered. Participants will create "reference" samples based on the given pattern. A full size pattern for the instructor's adaptation of techniques will be provided in the supplied kit.

Class max 10 student so sign up early.



---

**June 15:** Old Glory Quilt class. Fee = \$30, All proceeds to QU

Instructor: Jeanne Brenner

Location: Chaires Community Center

Time: 10 am – 4 pm

In this 6-hour class, make a striking patriotic quilt for yourself or for others. Cutting instructions are provided for 3 different sizes from wall hanging to twin size quilt.

Using strip cutting and chain piecing this top goes together in a snap. Pattern is a free download from AQS. Faster and easier sewing instructions will be provided in class.



---

**July 13:** Serendipity block. \$30.00

Instructor: Pam Doffek

Time: 10 am – 4 pm

Location: Woodville Community Center, 10 am to 3 pm

Bring only scraps and learn how to make this wonky Log Cabin Block.

---

**If you have a class suggestion, please let Ruth know.**

---

## Help Send a Little Sunshine



If members need sunshine from the guild, don't forget to let me know!

Shelley Woodyard

---

## Help Clothe Naked Children in Haiti

A pair of shorts or a dress can make a huge difference in the life of a child...

In Haiti many families are too poor to purchase clothing for their young children. Food takes priority. Parasites, present in the soil, have easy entry to these youngsters, if clothing is not protecting them.

Let's share some of our time, sewing skills and fabric to make a positive difference in their lives.

Patterns for pillowcase dresses are on our website under Philanthropy, Clothing for Kids in Haiti at the link [here](#). Patterns for shorts will be available soon.

Hard copies of patterns and elastic will be available at the library table at future guild meetings.

Please, raid your stash, check the linen closet, and/or go fabric shopping to help these children in need.



---

## Door Prizes

Door prize winners in February were Peggy Allen, Joan Bertolaet, Tara Goodman, Janet Hughes, Deborah Kelly, and Mary Whelan. Grand Prize went to Martha Tilden.

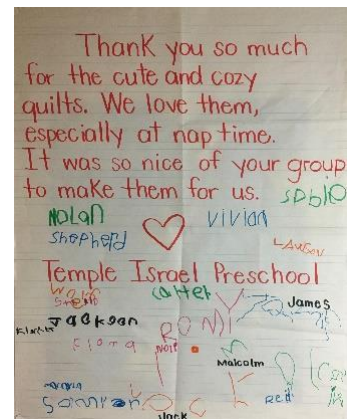
For many years the Grand Prize was donated each month by one of our many sit and stitch groups. If your group would like to provide a grand prize, please let me know. Donations are always welcome and appreciated.

Roberta Granville

---

## Quilts for Temple Israel Preschool

Pam Doffek and Lynn Geariety presented the Temple Israel Preschool with twenty-nine nap quilts created from blocks turned in by guild members, who participated in the 2018 Block of the Month. The children sent a wonderful note of thanks to the members of Quilters Unlimited!



---

## Newsletter Info

The deadline for newsletter submissions for the next issue is: **March 28, 2019**

Please submit materials to Tara Goodman via email at [newsletter@quilttallahassee.com](mailto:newsletter@quilttallahassee.com).  
To receive a mailed newsletter, contact the editor for details.

## Missing Email Blasts?

Check your email spam filter, check for blocked addresses, and/or add [webmaster@quilttallahassee.com](mailto:webmaster@quilttallahassee.com) to your contact list. Still have problems, email Betty Rinkel, Membership Chair, at [membership@quilttallahassee.com](mailto:membership@quilttallahassee.com). If your email address changes, let us know at the next meeting.



## Want to See the Winners from Recent National Quilt Shows?

QUILTCON 2019 (Nashville): <https://www.quiltcon.com/2019-winners>

AQS QUILTWEEK 2019 (Daytona Beach):

<http://www.quiltweek.com/workshops/daytona-beach-2019/>



## Sit-n-Stitch Groups

“Sit-n-Stitch” groups meet weekly, biweekly or once a month. Some groups meet in a member's home on a rotating basis and work on their own individual projects. Other groups meet at a specified location and work on service projects. There are several types of groups in the guild. **If you are interested in joining a group or starting a new group, contact Marsha Walper.**

<b>Sunday</b>	Modern Quilt Sit-n-Stitch	2nd Sunday, 3-5 pm	Marsha Walper
<b>Monday</b>	Big Bend Hospice	2 <sup>nd</sup> Monday, 1-3 pm	Virginia Lewis
	Quilting Bees @ Senior Center	Weekly 1-4 pm	Judy Lawrence
	Southwood Stitchers	Weekly 10 am - 3 pm	Gail Whitis
<b>Thursday</b>	Sew Arty	3 <sup>rd</sup> Thursday 11:30 am-1 pm	Linda Stright
	Patchwork & Prayer	1 <sup>st</sup> , 3 <sup>rd</sup> , 4 <sup>th</sup> Th 6:30-8:30 pm	Lascella Ingram
	Appliqué Addicts @ NE Library	3 <sup>rd</sup> Thur 6:00-7:45 pm	Mary Catherine Scott
	Bits and Pieces @ Temple Israel	2 <sup>nd</sup> Thursday 1:00 – 4:30 pm	Jeanne Brenner
<b>Saturday</b>	Sew for HOPE	1 <sup>st</sup> & 3 <sup>rd</sup> Saturday 10 am - 3 pm Lunch break 11:30-12:30	Cynthia Seyler Judy Rainbrook
	Second Saturday	Saturday after guild meeting, 9 am - 4 pm	Connie Beane
	Havana Sit 'n Stitch	4 <sup>th</sup> Sat.; 1-4 pm	Martha Mitchell
<p>The following Sit-n-Stitch groups are listed at full capacity: <i>Pin Pals</i>, <i>Sew Darn Happy</i>, <i>Thimble Buddies</i>, <i>Frayed Edges</i>. This is due to physical limitations -- no more room in members' home or no more parking space available.</p>			

## 2019 Guild Calendar

March 14	Guild Meeting; Ellen Lindner, Guest Quilter	Social Hall @ Temple Israel
March 15	<b>Class:</b> Floral Improv, Ellen Lindner	Woodville Community Center
March 16	<b>Class:</b> Double Reverse Appliqué, Ellen Lindner	Woodville Community Center
March 28	<b><i>April Newsletter Deadline</i></b>	
April 11	Guild Meeting; “The Value of Value in a Quilt”	Social Hall @ Temple Israel
May 9	Guild Meeting; “Value does All the Work, but Color is Fun”	Social Hall @ Temple Israel
May 18	<b>Class:</b> Pam Doffek, Let’s Learn Trapunto	
June 13	Guild Meeting; “Fun Quilts to Make & Quilt on Regular Machines” - Patterns Available – Sue Skornia	Social Hall @ Temple Israel
June 15	<b>Class:</b> Jeanne Brenner, Old Glory Quilt	Chaires Community Center
July 11	Guild Meeting; “Quilts of Valor”	Social Hall @ Temple Israel
July 13	<b>Class:</b> Pam Doffek, Serendipity block	Woodville Community Center
August 8	Guild Meeting; “QU Challenge – Autumn Reverie”	Social Hall @ Temple Israel
September 12	Guild Meeting; “Quilters and their UFO Completion Challenges”	Social Hall @ Temple Israel
October 10	Guild Meeting; “Avoiding Wavy Borders & Binding Tips” – Marianne Clower	Social Hall @ Temple Israel
November 14	Guild Meeting; “Quilters’ Tricks” – Pam Doffek	Social Hall @ Temple Israel
December 12	Guild Meeting; “QU Dinner Party”	Social Hall @ Temple Israel

**UFO Completion Challenge Entry Form**

*Deadline for entry is April 11, 2019*

*Completed Challenges will be the program at the September guild meeting*

Your Name (Main Contact Member): \_\_\_\_\_

Preferred Phone: \_\_\_\_\_ Home \_\_\_\_ Cell \_\_\_\_ Work \_\_\_\_

Email: \_\_\_\_\_

Group Members (if applicable): \_\_\_\_\_

\_\_\_\_\_

Year UFO started (best guess) : \_\_\_\_\_ Will be completed by: individual \_\_\_\_ group \_\_\_\_

Anticipated size of finished UFO (approximate): Length \_\_\_\_\_ Width \_\_\_\_\_

Tell a brief story about your UFO Challenge entry: \_\_\_\_\_

\_\_\_\_\_

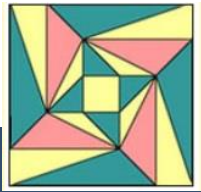
\_\_\_\_\_

\_\_\_\_\_

Name for completed UFO: \_\_\_\_\_

**Photograph of unfinished UFO.** Use your **last-first** names at beginning of file name and upload photo. If using paper entry form, please attach photo to form.

Contact Marsha Walper if you have questions.



## CLASSIFIED ADS

QUILTERS UNLIMITED OF TALLAHASSEE

*Items for Sale or Free, by Guild Members.  
See Directory for Specific Contact Information*

### Items for Sale

#### Serger

Like-new Baby Lock Imagine Serger (Model BLE1AT-2) and extra Accessory Feet package. Serger was purchased and never used. Jan at the Sewing Mechanic has passed it as in like-new condition. Comes with carrying case, tools, and dust cover. \$1,200. Contact Judy Rainbrook.



#### Classified Ads -- Instructions

**Only Guild Members can list items for sale, for services, or "free-to-a-good-home".** How to request an ad? Email your ad/notices to the Newsletter Editor (Tara Goodman) at [newsletter@quilttallahassee.com](mailto:newsletter@quilttallahassee.com). Briefly describe the item and asking price.

Your item will be posted for only one month per email submission.

***ALL NEGOTIATIONS WITH A SALE OR SERVICES ARE BETWEEN THE BUYER AND SELLER.***