



## Quilters Unlimited of Tallahassee

# Around The Block

Volume 34, Issue 3

March 2017

*Next Meeting: March 9th* Social Hall at Temple Israel, 2215 Mahan Drive,  
Tallahassee Florida The social half-hour starts at 6:30 p.m. The meeting starts at 7:00 p.m.

### ***2017 Officers:***

**President:** Peggy Allen  
**President-Elect:** Denise Vinson  
**Membership Vice-President:**  
Laura Keller  
**Secretary:** Kerri Cohen  
**Treasurer:** Heather Strickland

### ***2017 Chairpersons***

**Awards:** Marsha Walper  
**Audiovisual:** Betty Rinkel  
**Block Of Month:** Wendy Stone  
**Challenge:** Linda Stright  
**Door Prizes:** Roberta Granville  
**Helping Hands:** Stephanie Guttman  
**Library:** Jeanne Brenner  
**Capital City Quilt Show:** Betty Rinkel, Denise Vinson  
**Newsletter:** Karen Skinner  
**Opportunity 2017:** Karen Kunz  
**Opportunity 2018:** Marsha Walper  
**Philanthropic:** Judy Rainbrook, Stephanie Rubanowice  
**Programs:** Barbara Wiggins  
**Publicity:** Kerry Cohen  
**Quilters Treasure:** Linda Brooks  
**Show & Tell:** Roberta Granville  
**Silent Auction:** Cheryl Willis  
**Sit&Stitch:** Marsha Walper  
**Special Events:** As needed  
**Sunshine:** Sue Skornia  
**Trip Coord:** Peggy Clark  
**Web Coord:** Sue Isaac  
**Welcoming:** Sue Skornia  
**Workshops:** Jeanne Brenner

### ***President's Message***

As I begin the third month as President of Quilters Unlimited, I have come to realize how much many, if not most, of you do to make our organization successful. You freely give of your time and abilities to help make us such a welcoming and motivating group of quilters. Over the months to come, I intend to be thanking specific individuals in my Newsletter article for their dedicated work toward making Quilters Unlimited successful.

This month, I would like to recognize Laura Keller, Vice-President of Membership, who worked diligently to finish collecting membership dues, updated the membership list and publish the Membership and Information Directory for distribution at the February meeting. I would also like to thank Michele Hackmeyer & her husband Drew for their work in compiling the data base and formatting the directory.

I'm sure as I recognize individuals, I will miss people, but know that your efforts and skills are greatly appreciated.

I will try to get around before and after the meetings to thank you individually for your dedicated work.

Your President.....Peggy Allen

### ***Steering Committee Meetings for 2017***

March 21, 2017	September 19, 2017
May 16, 2017	November 21, 2017
July 18, 2017	

### *Status of Bylaws Change Proposal*

A proposal was presented at the January Steering Committee meeting to change the Article IV Section 2 of the Bylaws relating to the term of office of the Treasurer. After discussion at the February Guild meeting, it was decided to send the proposal back to the Steering Committee for reconsideration or rewording.

### *Program for March 2017 - by Barbara Wiggins*

1/4" seams and other details. Why they matter.



### *Quilter's Treasure*

The Quilter's Treasure will be on display during the social time (6:30-7:00) during each guild meeting. Come visit to see all the great treasures that could be yours. Tickets are \$1 each or \$5 for 10. What a bargain for such a wonderful basket of treasures. There will be a new basket of treasures each quarter. The drawings will be held during the guild meetings in the months of March, June, September, and December. You do not need to be present to win, you just need to buy your tickets. Tip: Use address labels to get your name on your tickets quickly.

Please come by to see me and buy your tickets. Linda Brooks

### *Door Prizes - by Roberta Granville*

Door prize winners in February were: Mickie Johnson, Linda O'Sullivan, Lynne Palmer, Diana Pickelsimer, Judy Walker, and Esther Weiner. Grand Prize winner was Debbie Swoboda. The Grand Prize was donated by Janice France. Thanks to all who donated items in February for future use.



### *Valentines for Veterans*

Guild members donated nearly 500 valentines to honor veterans and show our appreciation for their service. Cards were distributed locally and at nearby Sim's Veterans Nursing Home.

Thank you for your generosity and support of this effort. ---- Roberta Granville

### *Capital City Quilt Show*

The ball is beginning to get rolling for the Show. The Co-Chairs will be meeting with the Museum Staff on a regular basis, starting March 9th, to coordinate the logistics of the Show. However, the dates for the show will not be known until more likely the end of April. Everyone, please keep in mind that we need your help by volunteering to maintain the information table at the show, and to help with the quilt drop-off and pick-up.

Note to new members: If you hear folks talk about “the Museum Show”, this is the nickname for the Capital City Quilt Show because it is held at the Museum of Florida History.

### *Giggle Magazine Interview* - by Peggy Allen, President

I received this email this week from Teal Garth of *Giggle* magazine. I did a search and this is the description of the magazine:

“Giggle Magazine -Tallahassee is a premier family and parenting magazine for the families of the Greater Tallahassee area.”

If you are interested, please call Teal Garth at 850-380-1366.

~ ~ ~

From Teal Garth [tealgarth@gmail.com](mailto:tealgarth@gmail.com)

Date: February 20th, 2016

Hello,

My name is Teal Garth, and I’m working on an article for *Giggle* magazine about the tradition of quilting being passed down from grandmothers to mothers to daughters. Quilting really seems to be a family/group activity, with quilts passed down for generations as family heirlooms, and we would love to write about this tradition!

My editor suggested I get in contact with this organization because she thought you might know some families that may be interested in helping us out with this story.

If you know anyone who would be willing to participate and give a brief interview, that would be great! You can contact me through this email address or call me at [850-380-1366](tel:850-380-1366). Please get back to me as soon as possible, as my deadline is coming up this week.

Thanks

### *Sunshine Committee*

If you know a quilter in the guild who is ill, is having surgery, or has a loss in her immediate family, or if you have any of these situations, please contact me. My contact information is in the directory.

Sue Skornia, Sunshine Chairman

## 2017 Block of the Month

February was a huge success! Thanks to all who contributed to the 78 blocks collected at the February meeting. We have made two beautiful girly quilt tops and look forward to showing them to you at the March meeting.

Wendy Stone and Dawn Griffin, Co-chairs, 2017 BOM

\* \* \* \*

### March – Monster Mash

Let the monsters come out to play at our March meeting. Be sure to bring your blocks for all to admire. Oh what fun this reveal will be! We know that hand applique is not for everyone and that is okay. If you are skipping this block, jump ahead to April and May or beyond, as the patterns and instructions for the entire year are posted on the website.


*Check the website for patterns/color instructions. If you do have internet access and need paper printed instructions, please contact Dawn or Wendy.*

<http://quilttallahassee.com/activities-and-projects/2014-block-of-the-month/>

Fernie




Zubba



Plinky




Mox



Gamu



Urb



~ ~ ~ ~ ~

### April - Batik Ohio Star

Batiks will be featured in April in the form of the traditional block, Ohio Star. Choose your favorite batik from your stash or use this as an excuse to buy another lovely color. We are making this one for a teenage boy so select a batik color with that in mind. Use just one batik in your Ohio Star with a white background. Find the pattern for this 12 ½ inch (unfinished) block on the website.



**Check the website for patterns/color instructions. If you do have internet access and need paper printed instructions, please contact Dawn or Wendy.**

### *TMH NICU QUILTS AND ISOLETTE COVERS*

Since there was a change in NICU Quilt sizes announced at recent meetings, we decided we would put the updated info in the newsletter.

Ms. Danforth, the NICU nursing supervisor, once again expressed her Unit's delight over what we contribute. The size range is anywhere from 15" x 22" to 17" x 25". Soothing colors are preferred, as stimulation needs to be kept at a minimum. The quilt fits on top of the sheet. Then the baby is placed on top of the quilt. That is why we can have a range in sizing.

Quilts should be all cotton. Flannels are just fine, whether on the front or the back. They should be machine quilted and free of embellishment.

She also mentioned that if someone would like to make a larger quilt (36" x 36") to go home with a baby whose family could use the support, she will keep those quilts in her office to dispense of as she deems appropriate.

**Guild contact:** Shelley Woodyard

**Resource:** QU website, refer to QU Activities/Projects, [Baby quilts webpage](#) for specific instructions.

### *2017 Opportunity Quilt*

Each year, the Guild creates a quilt to raise money to support Guild activities. Quilt-lovers and Guild supporters are given an opportunity to purchase a ticket that gives them the chance to win the lovely quilt. The winning ticket is selected at the end of the annual Quilt Show at the Museum of Florida History in the R. A. Gray Building.



*Library* -- By Jeanne Brenner, Guild librarian

**The QU Library is growing by leaps and bounds!**

- *101 Fabulous Rotary - Cut Quilts* by Judy Hopkins and Nancy Martin
- *501 Quilting Motifs* by Quilters magazine
- *Artful Applique II* by Jane Townswick
- *Another Season of Beautiful Blooms* by Susan Propst
- *Best of Fons and Porter Favorite Quilts*
- *Better by the Dozen* by Susan Dissmore
- *Biblical Blocks* by Rosemary Makham
- *Big Book of Table Toppers* by That Patchwork Place
- *Butterflies and Blooms* by Carol Armstrong
- *Caliente Quilts!* By Bianchi Priscilla
- *Color and Composition* by Katie Pasquini Masopust and Brett Barker
- *Complete Miniature Quilt Book* by Dinah Travis
- *Crazy Quilts* by Cindy Brick
- *Diamond Quilts & Beyond* by Jan Krentz
- *Heirloom Machine Quilting* by Harriet Hargrave
- *Haute Handbags* Autumn 2008
- *It's Quilting Cats & Dogs* by Lynette Anderson
- *Jelly Roll Inspirations* by Pam and Nicky Lintott
- *Kaleidoscope Quilts The Workbook* by Paula Nadelstern
- *Machine Quilting Primer* by Cynthia Martin
- *Miniature Quilts* by Margaret Boyles
- *Paper Piecing* with Alex Anderson
- *Piping Hot Curves* by Susan Cleveland
- *Quick and Easy Hexie Quilts* by Dr Peggy Rhodes and Julia Wood
- *Quilter's Album of Patchwork Patterns* by Jinny Beyer
- *Quilts from the Heart II* by Karin Renaud
- *Quilts from Aunt Amy* by Mary Tendall Hetherington & Connie Tesene
- *Rotary Cutting* with Alex Anderson
- *Simply Stunning Woven Quilts* by Anna Faustino
- *Stars a la Carte* by Bethany Reynolds
- *Stash Buster Quilts* by Lynne Edwards
- *Curves Ahead* by Susan Nelsen & Loraine Manwaring
- *Friends Forever Quilting Together* by Nancy Smith & Lynda Milligan
- *Inspirations in Design for the Creative Quilter* by Katie Pasquini Masopust
- *Inspired to Quilt Creative Experiments in Art Quilt Imagery* by Melanid Testa
- *Mickey Lawler's Skyquilts* by Mickey Lawler
- *Next Steps in Altered Photo Artistry* by Beth Wheeler
- *Secrets of Digital Quilting from Camera to Quilt* by Pam Smith
- *Amish Inspired Quilts for Today's Home* by Carl Hentsch *Easy Sew Jelly Roll Bags* by Jody Anderson
- *Pretty Purses* by Julia Chen, Nana Wu and Mona Hu
- *Quick Colorful Quilts* by Rosemary Wilkinson

- *Quilts in My Cubicle* by Barbara Holtzman
- *Quilts That Celebrate Autumn & Winter* by Karen Combs, Bethany S. Reynolds & Joan Shay
- *Rainy Day Applique Quick & Easy Fusible Quilts* by Ursula Michael
- *Small Quilts, Big Events* by Julia LaBauve & Tammy Silvers
- *Stacked & Stitched Artistic Fabric Projects for Your Home* by Christine Morgan
- *Teens and Tweens Quilting Fun with Family & Friends* by Anita Shackelford and Jennifer Perdue

Thank you to everyone who shared with us for their generous donations and to AQS for a great book sale.



### *Sentimental Journey 2017 Guild Challenge Announcement* - by Linda Stright

There is still time to purchase your Sentimental Journey Challenge Rules. The challenge is open to all, our traditional quilters to our art quilters—new quilters to experienced quilters. . Remember this time, entry can be made by single individual or by **a team of 2**. So, grab a friend to collaborate on a Sentimental Journey. This is a “fun “raiser for our Guild, please consider purchasing the \$5 rules even if you are undecided about participating. You never know when inspiration will come. You will then be ready by having the rules! We would like to see many Sentimental Journey quilts turned in for guild member voting and for the museum show.

To find out more about the challenge, you can purchase your challenge rules from Co-Chairs Linda Stright and Hazel Walker who will be sitting at the Challenge table before/during/after our meetings.



*Classes by Guild Teachers* – **Please contact Jeanne Brenner to register.**

**Saturday morning, March 25th, 2017**

**Hand Applique'**, by **Shelley Bertels**, at the Chaires Community Center

**If you have been afraid to jump into a hand applique project, let's change that!**

Come learn the basic techniques of hand applique.

Fee: \$20 for this 3 hour class.

All proceeds benefit the guild.



~ ~ ~ ~

**Saturday afternoon, March 25th, 2017**

**Bargello**, by **Jeanne Brenner**, at the Chaires Community Center

**Is there a Bargello quilt in your future?**

Come learn the basics of strip quilting to make a fast and easy quilt top.

Fee: \$20. All proceeds will benefit the guild.



~ ~ ~ ~ ~

**Saturday, July 8th, 2017**

**A New Technique: Beautiful Folded Star Blocks**, by **Margaret Boeth**, at the Woodville Community Center

Margaret Boeth brought some of her fascinating, folded star blocks to the November guild meeting.

Now she has agreed to share this fast and fun technique with us on Saturday, July 8. Use your scraps to make two different star patterns. Warning: it may be addictive.

Little sewing is required and may be accomplished by machine or by hand.

Class Fee: \$20, all proceeds to benefit the guild.

Time: 10:15 am to 1:15 PM; 3 hour class





**Paper Piecing**, by **Jeanne Brenner**, at the Woodville Community Center

Don't miss out on a world of sharp points and beautiful patterns. Learn how to paper piece. A small project will teach you the basics.

Class fee: \$20, all proceeds to benefit the guild.  
Time: 2 PM to 5 PM; 3 hour class  
(July 8th)



~ ~ ~ ~ ~



**Saturday, October 14th**

Chaires Community Center 10 am to 3 PM

**Linda O'Sullivan** will help you learn the basics of Welsh hand quilting...how to stitch, mark fabric, and use templates while using a quilt hoop.

Class Fee: \$30

~ ~ ~ ~ ~

**No Date Set Yet**

**Wool Applique Parrot** again!

The first class filled up so quickly and was such a success, **Lucy Patrick** is willing to teach this workshop again.

Cost is \$30 for a 6 hour class, plus a \$5 kit fee.

Class fees will benefit the guild.

Time and place to be set once enrollment is met.

Maximum 10 students per class.



## *Workshops*

### *Sharon Chambers*

#### **May 11th, 2017 Guild Meeting Lecture**

Come listen to a master quilter talk about her quilts and her designing process at our Thursday, May 11 guild meeting.

Details from two of Sharon's award winning quilts .....



#### **Schambers Workshops on May 12 and May 13, 2017**

▶▶ **Both Sharon Chambers workshops have openings. Anyone - including non members - may sign up for one or both workshops at this time. -- Please contact Jeanne Brenner to register.**

#### ***Designing for the Quilting Process***

**Friday May 12** - 6 Hour Workshop

Time: 10:15 am to 5:15PM

**Woodville Community Center**

Class fee: \$80, includes \$15 kit fee

Sharon Shamber's quilting design class will include the following:

1. In the class Sharon shows how to divide the quilt top into sections from the center to the edges so designs can be drawn to fill the spaces.
2. Her method is a short cut to designing a quilting pattern since you fold your paper in eighths and only draw 1/8 of the pattern. By using mirrors you can see what the completed pattern will look like.
3. The method is useful for both machine and hand quilters.
4. No machine is needed for the class. You will leave with a design you can use on one of your own quilt tops.



#### ***Calla Lily Workshop***

**Saturday May 13**

Time: 10:15 am to 5:15 PM - 6 Hour Workshop

**Woodville Community Center**

Class fee \$80, includes \$15 kit

The Calla Lily class highlights the following:

1. Sharon's new, updated Piec-Liqué technique.
2. In the class you will learn Sew-As-You-Go, where you will



prepare a seam and then sew it.

3. This class teaches you an easy and accurate way of sewing curved seams.

4. You will make a beautiful quilt top with white calla lilies and curved piecing.

~ ~ ~ ~ ~

### **Seminole Style Patchwork**

**Kay Smith** of Ocala will share her experience and knowledge of Seminole Patchwork at our **September 14th guild meeting**. Kay has used her patchwork strips in a number of different ways, including: as quilt borders, on accessories, as wearable art, and for entire quilts.

Six hour workshops will be held on the **Friday, September 15th** and **Saturday, September 16th** at the **Woodville Community Center**. To maximize the opportunity for member participation, the same workshop is being taught on both Friday and Saturday.

Four or five 5 different beginning patterns will be taught.

Class fee is \$35.



~ ~ ~ ~ ~

### **May 2018**

Suzanne Marshall is coming to Tallahassee in May 2018.

Suzanne has been inspired to create unique quilts from by work and creatures from around the world. Her use of rich colors and detailed embellishments breathes life and excitement into her work.

Two Suzanne Marshall books are available from the guild library: *Adventure & Appliqué* and *Quilts From Concept to Contest*.

Mark your calendars now, so you don't miss out on this extraordinary quilter's lecture and workshops.

## *Various Shows*

### Trenton's Suwannee Valley Quilt Festival

March 18, 2017 – 9:00 am – 4:00 pm  
Downtown Trenton, Florida

### Wiregrass Quilters Guild's American Legacy Quilt Show

April 7-8, 2017  
Georgia Museum of Agriculture in Tifton, Georgia.

#### "A Celtic Perspective"

April 8 through July 20, 2017  
Georgia Museum of Agriculture in Tifton,  
Georgia

This is a one-person show by Quilter's Unlimited member Linda O'Sullivan. Linda will have a total of 24 quilts on exhibit: 10 bed quilts, 5 large wall hangings, and 9 small quilts.

### Tree City Quilters' Guild Quilt Show

Saturday, May 6, 10 am to 5 pm; Sunday, May 7, 10 am to 4 pm  
Best Western Gateway Grand  
4200 NW 97th Blvd, Gainesville, FL (West of I-75, Exit 390)

## *Quilts cost! – Just how much does a quilt cost? – By Iam A Quilter*

The following is the estimated cost for fabrics, constructions & finishing a throw quilt, approximately 65" X 65".

### **FABRIC for throw size quilt –**

- 6 yds. for Top @ \$11 = \$66
- 5 yds. for Backing @ \$13 = \$65
- 2 yds. of Batting @ \$11 = \$22
- 5/8 yd. for Binding @ \$11 = \$6.88

**TOTAL COST FOR FABRIC = \$159.88**

**CONSTRUCTION** – (This is with labor based on \$10/hr. I don't know about you, but I am worth more than \$10 an hour.)

- *Constructing the top*, including preparing the fabric, cutting the pieces, sewing the blocks, squaring the blocks, setting into rows, and adding borders: 50 hours X \$10/hr. = \$500
- *Assembling the Quilt Sandwich*: 3 hours @ \$10/hr. = \$30
- *Quilting on a Domestic Machine*: Quilting charged by the square inch in a simple edge to edge, overall design. 4225 sq. in. X \$.015 = \$63.38
- Thread for quilting = \$15
- Thread for piecing = \$15

**TOTAL COST FOR CONSTRUCTION = \$623.38**

### **FINISHING**

- Making the binding – 2 hr. X \$10 = \$20
- Attaching the binding – 10 hr. X \$10 = \$100 (Attaching amount considers hand stitching binding to the back of the quilt.)

**TOTAL FINISHING COST= \$120**

**TOTAL COST OF QUILT = \$903.26**

**Take note:** this is for a throw size quilt of 65" X 65", quilted with a simple design. A larger quilt or more intricate and/or elaborate quilting design will cause the price to increase. The example quilt has no applique, embellishments, or embroidery. Neither does it have intricate piecing.

*Have an article to share?*

If you have written an article on something "quilty", or have documented permission to share a copyrighted article, we may have room from time to time to include it here. Be prepared to demonstrate documentation.

## Classified Ads in Separate Document

### *Sit-n-Stitch Groups*

“Sit-n-Stitch” groups meet weekly, biweekly or once a month. Some groups meet in a member's home on a rotating basis and work on their own individual projects. Other groups meet at a specified location and work on service projects. There are several types of groups in the guild. **If you are interested in joining a group or starting a new group, contact Marsha Walper.**

<b>Monday</b>	Big Bend Hospice	1-3 pm	Virginia Lewis	
	Quilting Bees @ Senior Center	1-4 pm	Judy Lawrence	
	Southwood Stitchers	Weekly 10 am - 3 pm	Nancy O'Rourke	
<b>Tuesday</b>	McQuilters @ Ronald McDonald	1-3 pm	Carol Harrison	
<b>Wednesday</b>	Crazy Quilters @ Monticello Library	1-4 pm	Georgianna Joseph	
	Pin Pals#	1 <sup>st</sup> & 3 <sup>rd</sup> Wed. 1-3 pm	Linda Steans	# at full capacity
	Piecers of the Past	2 <sup>nd</sup> & 4 <sup>th</sup> Weds 1-3 pm	Mary Catherine Scott	
<b>Thursday</b>	Sew Arty	3 <sup>rd</sup> Thursday 11:30 am-1 pm	Linda Stright	
	Patchwork & Prayer	1 <sup>st</sup> , 3 <sup>rd</sup> , 4 <sup>th</sup> Th 6:30-8:30 pm	Lascella Ingram	
	Southern Comfort “Sew”ciety	1 <sup>st</sup> , 3 <sup>rd</sup> , 4 <sup>th</sup> Th 7-9 pm	Esther Weiner	
	Appliqué Addicts @ NE Library	3 <sup>rd</sup> Thur 6:00-7:45 pm	Mary Catherine Scott	
	Bits and Pieces @ Temple Israel	2 <sup>nd</sup> Thursday 1:00 – 4:30 pm	Jeanne Brenner	
	Sew Darn Happy# (hand sewing)	3 <sup>rd</sup> Thursday 9:30-11:30 am	Dawn Griffin	# at full capacity
<b>Friday</b>	Thimble Buddies#	2 <sup>nd</sup> Friday 9:30-11:30am	Wendy Stone	# at full capacity
	Frayed Edges#	9:30am-12pm	Sharon Pollock	# at full capacity
	Quilts 'n Books	4 <sup>th</sup> Fri. 10 am-12 pm	Joy Vo Kris Klob	
<b>Saturday</b>	Sew for Hope	1 <sup>st</sup> & 3 <sup>rd</sup> Saturday 10 am - 4 pm Lunch break 11:30-12:30	Cynthia Seyler Judy Rainbrook	
	Second Saturday	2 <sup>nd</sup> Sat 9 am - 4 pm	Connie Beane	
	Havana Sit 'n Stitch	4 <sup>th</sup> Sat.; 1-4 pm	Martha Mitchell	

# A group listed at full capacity is typically due to physical limitations -- no more room in members home or no more parking space available.

<i>Guild Calendar</i> (subject to change)		
2017		
March 9th	Guild Meeting; Program: 1/4" seams and other details	Social Hall @ Temple Israel
March 21st	Steering Committee Meeting	
March 25 <sup>th</sup>	<b>Class:</b> Hand Appliqué by Shelley Bertels, (morning); <b>Class:</b> Bargello, by Jeanne Brenner (afternoon)	Chaires Community Center
Apr 2nd	Deadline for April Newsletter articles	
Apr 13th	Guild Meeting; Program: To show or not...	Social Hall @ Temple Israel
May 11th	Guild Meeting; Program: Sharon Schamber	Social Hall @ Temple Israel
May 12 & 13	<b>Workshops</b> by Sharon Schamber	
May 16th	Steering Committee Meeting	
June 8th	Guild Meeting; Program: Trash to Treasure	Social Hall @ Temple Israel
July 8th	<b>Class:</b> Beautiful Folded Star Blocks, by Margaret Boeth <b>Class:</b> Paper Piecing, by Jeanne Brenner	Woodville Community Center
July 13th	Guild Meeting; Program: Challenge quilts.	Social Hall @ Temple Israel
July 18th	Steering Committee Meeting	
August 10th	Guild Meeting; Program: ?? Museum Show???	Social Hall @ Temple Israel
Sept. 14th	Guild Meeting - Seminole Style Patchwork	Social Hall @ Temple Israel
Sept. 15th & 16th	<b>Workshops</b> by Kay Smith	
Sept. 19th	Steering Committee Meeting	
Oct. 12th	Guild Meeting; Program: TBA	Social Hall @ Temple Israel
Oct. 14th	<b>Class:</b> Welsh hand quilting, by Linda O'Sullivan	Chaires Community Center
Nov. 9th	Guild Meeting; Program: TBA	Social Hall @ Temple Israel
Nov. 21st	Steering Committee Meeting	
Dec. 7th	Guild Meeting; Program: End of year - A celebration of US!	Social Hall @ Temple Israel
2018		
May 10th	Guild Meeting with Lecture by Suzanne Marshall	



## *Newsletter Info*

The **deadline** for newsletter submissions for the next issue is:

**April 2nd, 2017**

Please submit materials to Karen Skinner via email at [newsletter@quilttallahassee.com](mailto:newsletter@quilttallahassee.com)

Here are some Guidelines for articles:

- We prefer not to publish personal email addresses or phone number. We refer members to the Directory, instead.
- When submitting the information via e-mail, please place in the subject line "QU – For Month Newsletter" – "Subject of Article" (what the month your article refers to, and what is the subject of the article). Submit photos as an attachment, not embedded in the text (although you should have a note within the article where the photo should go -- I'll edit out the note and insert the photo).
- Regarding image files, please make these jpgs, and if possible, limit the file size to 500 kb or so.
- Articles must be submitted as a word-processing type document (e.g., Microsoft Word, or a TXT file, not PDF or Excel).
- There is only one version of the Newsletter prepared, not one for Web-blasts and one for the Website.
- if you want the article/information in the website, it must be sent separately to Sue Isaac the Website Coordinator, at >> [webcoord@quilttallahassee.com](mailto:webcoord@quilttallahassee.com)

## *Newsletter Mail-outs*

To receive a mailed newsletter, you must provide the Newsletter Editor with a Self-Addressed Stamped Envelope (SASE) for every Newsletter you wish mailed to you.

The Newsletter editor requests that you provide enough envelopes to match the remainder of the Guild year (which ends in December). In January, assuming you are still a member, you would provide a new cycle of SASEs. Please do not expect the Newsletter Editor to remind you when you are running out of submitted envelopes.

## *Are You Missing E-mail Blasts from the Guild?*

We've learned that when some of the members have not received their "Blasts", their e-mail host frequently thinks the article is SPAM. Here are two possible fixes for the members:

1. Check your SPAM filter and mark the email as "not SPAM";
2. (BEST) Enter the name of the sender into your contacts list -- for the blasts, the sender almost is [webmaster@quilttallahassee.com](mailto:webmaster@quilttallahassee.com).

If you still are not getting notifications, e-mail the Newsletter Editor, who helps the Webmaster keep an eye on the Mailchimp-based Blast system. Sometimes, we may have typed something in incorrectly into the system.

And always remember to let us know if your email address has changed.