



Quilters Unlimited of Tallahassee

Around The Block

Volume 33, Issue 4

April 2016

Next Meeting: April 14th Social Hall at Temple Israel, 2215 Mahan Drive,
Tallahassee Florida The social half-hour starts at 6:30 p.m. The meeting starts at 7:00 p.m.

2016 Officers:

President: Pam Doffek
President-Elect: Peggy Allen
Membership Vice-President:
Susan Dickerson
Secretary: Judy Stricklin
Treasurer: Heather Strickland

2016 Chairpersons

Awards: Marsha Walper
Audiovisual: Betty Rinkel
Block Of Month: Wanda Crowe
Challenge: Stephanie Guttman,
Laura Keller
City Hall Show: Jennifer Colley,
Elizabeth Hawker
Directory: Michele & Drew
Hackmeyer
Door Prizes: Lucy Patrick
Helping Hands: Stephanie
Guttman
Library: Jeanne Brenner
Museum Show: Hattie Penne,
Betty Rinkel
Newsletter: Karen Skinner
Opportunity 2016: Geni Raines
Opportunity 2017: Karen Kunz
Philanthropic: Michele Hackmeyer,
Judy Rainbrook
Programs: Roberta Granville
Publicity: Kerry Cohen
Show & Tell: Linda Davis
Silent Auction: Karen Kunz
Sit&Stitch: Marsha Walper
Special Events: none
Sunshine: Jeanne Billings
Trip Coord: Peggy Clark
Web Coord: Jessica Duke
Welcoming: Sue Skornia
Workshops: Jeanne Benner

President's Message

April Showers sure are showering and the May flowers have already erupted as well as MOST of the seeds I planted in my container garden. So it is too, the seeds we plant in quilting and fabric art. Cutting a few pieces and piecing a block at a time gets the blocks complete and a quilt top done before you know it. Make a Block of the Month for the monthly drawing and one for yourself and by November, you could have enough blocks for a nice sized quilt. But don't put them together before November's program on how to approach multi-sized and multiple block situations.

And speaking of BOM....the triumvirate of Wanda, Lyn and Jessica have worked hard this past month to get the BOM instruction (with color illustrations) on the QU website. As of this writing they have January-May 2016 online for your construction enjoyment....make several, get a chance at many!!

Keep your thoughts light and your quilts just heavy enough with LOVE to make them a joy to the receiver....and if you only do tops....well those are good to give to family to finish. You don't have to do it all.

Pam, Grateful QU President

April Block of the Month

In addition to the Instructions being posted on the Website, for those who do not have access to the Internet, the instructions have been attached to the end of the Newsletter.

Winner of the First Quilter's Treasure is Linda Stright!

Congratulations to Linda Stright who won the Quilter's Treasure at the March guild meeting!

There will be a new Quilter's Treasure at the April meeting.

Come to the Quilter's Treasure table during the social time (6:30 - 7:00) at the meeting to buy tickets for this wonderful basket of quilt-related items. A list on the table in front of the basket reveals the treasures it contains.

Tickets are \$1 each or \$5 for ten. Use address labels to quickly put your name on tickets.

Everybody Loves Door Prizes

Congratulations to our March door prize winners: Karen Kunz, Judy Lawrance, Diane Satterfield, Loui Tope, and Gail Walker. To those who didn't win but wanted The Early Bird Quilt, no one whose name was drawn wanted it, so the chickens will be back this month and you'll have another chance at them.

Thanks so much to all those who have donated door prizes. Donating fabric, tools, patterns, etc., you no longer need or want is a great way to make room in your space for something new. Plus, your item may be just the thing for which the next door prize winner is yearning.

Thanks so much to all those who have donated door prizes. Donating fabric, tools, patterns, etc., you no longer need or want is a great way to make room in your space for something new. Plus, your item may be just the thing for which the next door prize winner is yearning.

Your Door Prize Team: Lucy Patrick, Stephanie Rubanowice, and Gail Chase

QU Book Club

Are you aware that QU has its very own Book Club?

Quilts n' Books meets once a month for a fun and lively book discussion and friendly Sit-n-Stich. Book selections have a general quilt theme, mostly fiction, historical fiction or mystery. It's quite incredible how many books fall into this unique genre.

We would love for you to join us. Meeting location and date can vary. For further information, contact Joy Vo or Kris Klob.

The following are titles and dates for upcoming meetings. All titles are available through Leon Co. Library.

- Wedding Ring by Emilie Richards, April 1
- To Scotland with Love by Patience Griffin, May 29
- The Healing by Laure Swelling, June 24

Sunshine Committee

Do you know a guild member who has lost a family member, is ill, or having surgery? The Sunshine Committee -- actually Jeanne Billings -- sends out cards appropriate to the situation to the family/member on behalf of the Guild. But Jeanne can't do this if she doesn't know about it. So please contact her if you become aware of something like this.

2016 QU Challenge "Quilts -- It's not too late

Your challenge quilts must be taking some form now! If not, it is not too late to purchase rules - even if you just wish to support the guild and the others who are meeting the challenge. It's not hard - it's just a quilt, and after all, we are quilters!

Important Dates:

- Applications are due May 31, 2016
- Final update on quilt measurement revisions is June 9, 2016
- Challenge quilt judging is at the July 14, 2016 meeting
- Drop off date is July 16th at the Museum of Florida History

"I'm not telling you it's going to be easy. I'm telling you it's going to be worth it."
by unknown author

You will see us in the back at the meeting...Laura Keller and Stephanie Guttman. Come and talk!

Needed: Helping Hand ---- By Judy Rainbrook

Sew for Hope Kids is looking for someone to carry our "for sale" fabric and fat quarters to and from the QU meetings. Jeanne Brenner has been doing an outstanding job of doing this for us but she has the library to bring back and forth as well, so we are hoping another QU member would consider taking this on.

Cynthia Seyler has injured her back and we are not allowing her to lift ANYTHING. I am bringing in the Sew for Hope Kids quilt kits and carrying out donated fabric and quilts for Hope Community and the Jail Project and I am beginning to wear out. Is there another QU member out there who feels like being our "helping hand"? If so, please stop by the Sew for Hope Kids table at the next meeting and talk to us.

As always, thanks to all of you at QU for everything you do to help Sew for Hope Kids!



Classes -- Please contact Jeanne Brenner to register.

Trapunto

Saturday July 30 from 10:30 AM to 3:30 PM. Pam Doffek will be teaching a class on Trapunto at the Chaires Community Center

Class fee: \$30

Class description: Trapunto Trips

Let's take a leisurely Trip into what Trapunto is...techniques, history and how to execute it by hand or machine. Every participant will get a full scale of the class model. However, in class we will copy and execute a motif of the student's choice so it's not such a scary thing. We will learn and practice trapunto and cording techniques both ancient and modern; hand and machine approaches. All in-class work will be handwork, so no machine is needed; we will talk about how to adapt hand techniques to machine. Pam will supply the pattern, muslin backing and yarns/threads. Student class supply list provided on full class payment (don't worry, there's nothing out of the ordinary on the supply list).



Full Class Project



Grape Motif



Cherry Motif

Classescontinued

Wool Applique and Embroidery

Saturday September 17th. Lucy Patrick will teach a class on wool applique and embroidery at Chaires Community Center inspired by Sue Spargo's designs. Details to be worked out in the near future.

~~~~~  
*Tree Quilt*

**Saturday, November 12.** Linda O'Sullivan will teach her tree quilt at Chaires Community Center from 10:30 to 3:00.

Class fee: \$30

Photo of project will be on our web site after the April meeting.

*Workshops*

Karen K Stone is returning to Tallahassee this May.

Don't miss the lecture at the Temple at the regular QU meeting.

Karen K Stone workshops **are at capacity**. If you would like to be on the waiting list for either workshops, Little Things That Count or Loquat, please contact Jeanne Brenner, at email address > [jbqlts@aol.com](mailto:jbqlts@aol.com)

The workshops' **location has been changed** to Woodville Community Center, with a new start time of 10:15 a.m., at 8000 Old Woodville Road. It adjacent to the Woodville library building. [Previously, the classes were planned to be held at the Timberlane Church of Christ].

Photos and more information are on our QU web site.

*Are You Missing E-mail Blasts from the Guild?*

We've learned that when some of the members have not received their "Blasts", their e-mail host frequently thinks the article is SPAM. Here are two possible fixes for the members:

1. Check your SPAM filter and mark the email as "not SPAM";
2. (BEST) Enter the name of the sender into your contacts list -- for the blasts,

the sender almost is [webmaster@quilttallahassee.com](mailto:webmaster@quilttallahassee.com).

If you still are not getting notifications, e-mail the Newsletter Editor, who helps the Webmaster keep an eye on the Mailchimp-based Blast system. Sometimes, we may have typed something in incorrectly into the system.

And always remember to let us know if your email address has changed.

[www.quilttallahassee.com](http://www.quilttallahassee.com)

## *Where to Find Quilting Supplies*

Are you new in town, or a new quilter, and wonder where to get your supplies? Here is some information about retailers in Tallahassee, and those within 100 miles of Tallahassee.

### Tallahassee

General "big-box" stores.

- Jo-Ann Fabrics -- Fabric and tools, Singer Sewing Machines
- Hobby Lobby -- Fabric and tools
- Wal-Mart ( only a few of the stores) -- Fabric, limited tools
- Michaels -- limited tools

## **Support Your Local Quilt Shop!**

### Specialty Quilt Shops

- Bernina Connection - High grade fabrics, tools, embroidery supplies, classes, Bernina & Babylock Sewing Machines; daytime hours, open six days/week; 1400 Village Square Blvd # 4
- Nancy's Embroidery Heaven - Embroidery Supplies, Pfaff & Husqvarna-Viking Sewing Machines, classes; daytime hours; 2770 Capital Cir NE
- Stitches of Love - High grade fabrics, patterns, some tools, BOM clubs; hours of operation may vary, but Friday and Saturday, daytime hours; 414 E 7th Ave

### Away

- **Closing; only open till June 4<sup>th</sup>** >> Suzanne's Quilt Shop - Moultrie, GA. (about 60 miles from Tally-center)
- Fabric Arts - Lake City, FL (about 100 miles from Tally-center)
- Quilting By the Bay - Panama City, FL (about 100 miles from Tally-center)
- May be other tiny places, but uncertain whether they are open.

## *Minutes of the March Steering Committee (SC)*

The draft Minutes -- draft, as in they are not Final until approved by SC at its next Meeting -- have been posted to the Guild's Website. See the "Newsletters and Meeting Minutes" webpage. For those who do not have access to the Internet, the Minutes have been attached to the end of the Newsletter.

## *Next Steering Committee Meeting*

The meeting will be held on May 17th at Temple Israel Social Hall, starting at 7 P.M. Members are welcome to sit in.

[www.quilttallahassee.com](http://www.quilttallahassee.com)

## *City Hall "Show"*

Quilters:

In order to make delivery of your quilts (for the City Hall Show) as easy as possible, Elizabeth and I will be collecting your City Hall Quilt entries at the Guild meeting on April 14th. Please remember to bring your quilt with you to the meeting. Should you not be able to attend this month's meeting, you may give the quilt to someone else who will deliver it to Elizabeth and/or me, or make arrangements with Elizabeth and/or me to meet you at another location to pick up your quilt. After Monday April 18th if we haven't heard from you, we will assume that you are no longer interested in displaying your quilt in the City Hall Show.

You may reach us at, Jennifer Colley – jenbar1213@yahoo.com (661-6736) and Elizabeth Hawker – wildduck@bellsouth.net (352-359-1017).

Thank you so much to everyone, who has been involved in this effort, for all of your diligent efforts to make this show a success. Jennifer and Elizabeth

~~~~~  
"Home And Heart" Quilt Exhibit at City Hall, by Quilters Unlimited
April 27 – June 20, 2016

2016 CITY HALL SCHEDULE:

April 14 Deadline - Quilts with label and sleeve turn-in
April 26 Entries hung and City Hall Show opens – volunteers needed 10:00 - 11:00 am.
April 27 - June 20th Exhibit open
June 21 9:00-10:00 am, Exhibitors must pick up their entries at City Hall.

There will NOT be an evening Reception as has sometimes occurred in the past.

Newsletter Info

The **deadline** for newsletter submissions for the next issue is:

May 2nd, 2016

Please submit materials to Karen Skinner via email at newsletter@quilttallahassee.com

When submitting the information via e-mail, please place in the subject line "QU – For Month Newsletter" – "Subject of Article" (what the month your article refers to, and what is the subject of the article). All articles submitted for the newsletter must be written/worded as they should appear in the newsletter. If deemed necessary, the Editor may correct typographical errors, and may divide articles to meet spacing and formatting needs. Submittal as a WORD document or text file is preferred.



www.quilttallahassee.com

*“Capital City Quilt Show”, at the Museum of Florida History
July 28th, 2016 - September 18th, 2016*

---- *From Hattie Pennie*

Entry Application DUE:	Fri. 5/27/2016 - Midnight
Final date to update and resubmit revised measurement of your Quilt	Thurs. 6/9/2016 - Midnight
Challenge Quilt Contest	Thurs. 7/14/2016 (Guild Meeting)
Quilt Drop Off (Museum)	Sat. 7/16/2016 10:00a.m.
Opening Night Reception (Museum)	Thurs. 7/28/2016 5:30-7:30 p.m.
Museum Show	Fri. 07/29/2016--Sun. 9/18/16
Silent Auction Ends & Opportunity Quilt Drawing	Sun 9/18/16
Quilt Pick Up (Museum)	Sat. 9/24/2016 10:00a.m. to 12:00 p.m.

Opening Night Reception begins at 5:30 P.M. All QU members are expected to please bring finger foods. Make sure your serving dish has your name on it and remember to pick up the dish after the reception. At this time I am in need of someone to organize the members for the event.

IMPORTANT REQUIRED INFORMATION FOR QUILT DROP-OFF

- **Hanging Sleeve:** A four inch (4”) hanging sleeve must be sewn (not pinned) on the back of the quilt. Make the sleeve 1” shorter on each side of the quilt. This is required by the museum to enable your quilt to hang evenly. (Michele Hackmeyer is an excellent source of information on making these if you are having trouble with your sleeve for you quilt).
- **Quilt Label:** Each entry’s title and quilter’s name must be sewn on (not pinned) on the back of the quilt or on the inside of the clothing item.
- **Pillow cases:** Quilts are to be placed inside a pillow case. The pillow cases will be returned to you with the quilt inside for pickup. Make sure your name is on the pillow case.
- Everyone who has a quilt hanging in the show is asked to volunteer two (2) hours for each quilt hanging in the show. Sign-up sheets for volunteers will be sent around the room at the next few QU meetings, or you can contact Betty Rinkel.

****RECEPTION – IMPORTANT INFORMATION FOR QUILTERS WHO HAVE A QUILT IN THE SHOW (does not apply to show and tell items):**

- **During Opening Night Reception:** Please plan to wear your Quilted/Handmade Name Tag and arrive before 5:30PM. We would like for you to be recognized as a participant in this year’s show. If you are attending the reception and after the ribbon cutting ceremony, you will be asked to stand by your quilt for about 20-30 minutes so you can share your masterpiece with the public and answer any questions. If you have more than one item in the show, please select the one you want to share the most!

Museum Show volunteering --by Betty Rinkel

Ladies, don't forget to bring your calendars and choose your time(s) to be at the museum. Most weekends are open for you weekly workers, and plenty of other dates also. I am looking forward to having you sign up and fill in the calendar.

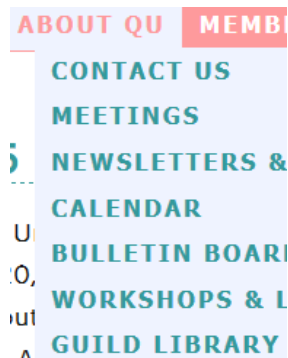
Among our other duties, we need to be available to sell tickets for our **Opportunity Quilt**. We must be there, or tickets are not sold, for the museum staff cannot do that for us. Each time frame is only two and one half hours, starting at 9:00 am weekdays, 10:00 Saturdays, and 12 noon (two time frames) on Sunday. You can take a project you are working on, a book or magazine, and be ready to interact with our guests.



The 2016 Opportunity Quilt

About the Guild's Website (Part II) >>>> www.quilttallahassee.com

Part I of this series was given in the March 2016 Newsletter. The navigation scheme was reviewed, as well as information about our Website Content Coordinator -- Jessica Duke, webcoord@quilttallahassee.com, and about our website hosting arrangements. For website technical issues, we work with webmaster@quilttallahassee.com. Also in Part I, we discussed the "Contact Us" section under the "Membership" chapter. Continuing.....



The "Meetings" section gives basic locational information for Guild meetings, plus times and dates.

"Newsletters & Minutes" is the base page for the Guild's Newsletters, and several years' worth can be accessed via this page. When Minutes of either the main meetings or the Steering Committee Meetings are available, these are also accessed from this page.

The Calendar page is basically a replica of the "events" list that runs down the right side-bar of all the pages.

The Bulletin Board is a great place to post updated information about activities going on that the Newsletter could not catch due to the once-a-month publication timing. You are encouraged to use this more frequently than has been done in the past. Send articles to the Website Content Coordinator.

"Workshops & Lessons" provide more details about the Workshops and Classes. The Lessons part contains a few simple tutorials on items that members have thought might be helpful. Feel free to write up a tutorial for sharing here.

"Guild Library" has a link to a periodically updated inventory of the Guild's books, plus a contact link to the Guild's Librarian.

We'll explore more parts of the website in future articles.



Sit-n-Stitch Groups

“Sit-n-Stitch” groups meet weekly, biweekly or once a month. Some groups meet in a member's home on a rotating basis and work on their own individual projects. Other groups meet at a specified location and work on service projects. There are several types of groups in the guild. **If you are interested in joining a group or starting a new group, please contact Marsha Walper.**

Monday	Tuesday	Wednesday	Thursday	Friday	Saturday	Sunday
Big Bend Hospice	Sew for Hope	Crazy Quilters	Sew Arty	Thimble Buddies#	Sew for Hope	EQ Software
1-3 pm	2 nd Tuesday 1-4:30 pm	Monticello Library 1-4 pm	3 rd Thursday 11:30 am-1 pm	2 nd Friday 9:30-11:30am	1 st & 3 rd Saturday 9 am - 3 pm	Apr/Jun/ Sept/Nov
Virginia Lewis	Cynthia Seyler	Georgianna Joseph	Linda Stright	Wendy Stone	Cynthia Seyler	Margaret Boeth
Quilting Bees at Senior Center	McQuilters at Ronald McDonald	Pin Pals#	Patchwork & Prayer	Frayed Edges#	Second Saturday	Midtown Sit 'n Stitch
1-4 pm	1-3 pm	1 st & 3 rd Wed. 1-3 pm	1 st , 3 rd , 4 th Th 6:30-8:30 pm	9:30am-12pm	2 nd Sat 9 am - 4 pm	3 rd Sunday 1:00pm - 4pm
Judy Lawrence	Carol Harrison	Linda Steans	Lascella Ingram	Sharon Pollock	Connie Beane	Karen Skinner
Southwood Stickers		Piecers of the Past	Southern Comfort 'Sew'ciety	Quilts 'n Books NE Library	Havana Sit 'n Stitch	
10 am - 3 pm		2 nd & 4 th Weds 1:00-3:00 pm	1 st , 3 rd , 4 th Th 7-9 pm	4 th Fri. 10 am-12 pm	4 th Sat. 1-4 pm	
Nancy O'Rourke		Mary Catherine Scott	Esther Weiner	Joy Vo	Martha Mitchell	
			Appliqué Addicts NE Library			
			3 rd Thur 6:00-7:45 pm			
			Mary Catherine Scott			
# Sit-n-Stitch at full capacity						

<i>2016 Guild Calendar</i> (subject to change)		
April 14th	Guild Meeting; "Red Work and Other Embroidery"; Deadline - City Hall Exhibit Quilts with label and sleeve turn-in	Social Hall @ Temple Israel
April 26 th	City Hall entries hung and Show opens – volunteers needed 10:00 - 11:00 am.	City Hall
April 27 th	City Hall Show (through June 20 th)	City Hall
May 2nd	May Newsletter Deadline	
May 12th	Guild Meeting; Karen Stone, guest lecturer & Trunk Show	Social Hall @ Temple Israel
May 13 th	Workshop: Karen K Stone	Woodville Community Center
May 14 th	Workshop: Karen K Stone	Woodville Community Center
May 17th	Steering Committee Meeting	Social Hall @ Temple Israel
May 27th	Museum Show Entry Application due	
May 31st	Application Deadline for QU Challenge	
June 9th	Final update on quilt measurement revisions for QU Challenge	
June 9th	Final update on quilt measurement revisions for Museum Show quilt	
June 16th	Guild Meeting; "Philanthropic"	Social Hall @ Temple Israel
June 20 th	End of City Hall Show	City Hall
July 14th	Guild Meeting; judging of "Challenge Quilts"	Social Hall @ Temple Israel
July 16 th	Drop off date for QU Challenge quilts and other quilts	Museum of Florida History
July 19th	Steering Committee Meeting	Social Hall @ Temple Israel
July 16 th	Quilt Drop-off for Museum Show	Museum of Florida History
July 28th	Museum Show Reception	Museum of Florida History
July 30th	Trapunto Class	Chaires Community Center
August 11th	Guild Meeting - Oriental Quilts and Influences, presented by Robin Wolfe	Social Hall @ Temple Israel
Sept. 8th	Guild Meeting - Precuts, Jelly rolls, Layer cakes, etc.	Social Hall @ Temple Israel
Sept. 17 th	Wool Applique and Embroidery Class	Chaires Community Center
Sept. 18 th	End Museum Show; Silent Auction ends, and Opportunity Quilt drawing	Museum of Florida History
Sept. 20th	Steering Committee Meeting	Social Hall @ Temple Israel
Sept 24 th	Quilt pick-up for Museum Show	Museum of Florida History
Oct. 13th	Guild Meeting - Celtic Quilts	Social Hall @ Temple Israel
Nov. 10th	Guild Meeting - How to Successfully Use and Combine Blocks of varying sizes.	Social Hall @ Temple Israel
Nov. 12th	Tree Quilt Class	Chaires Community Center
Nov. 15th	Steering Committee Meeting	
Dec. 8th	Guild Meeting - "Celebration Time"	Social Hall @ Temple Israel

ATTACHMENTS FOR THOSE WHO DO NOT HAVE ACCESS TO THE INTERNET

March Steering Committee Meeting Minutes

draft until approved by the Steering Committee

STEERING COMMITTEE

March 15, 2016

The meeting was called to order by President Pam Doffek at 7:00. The following members were excused: Lucy Patrick, Heather Strickland, Roberta Granville, Jeanne Billings, Jeanne Brenner, Elizabeth Hawker, Stephanie Guttman, and Peggy Clark. In attendance were Karen Skinner, Geni Rains, Jennifer Colley, Hattie Pennie, Kerry Cohen, Wanda Crowe, Betty Rinkel, Michele Hackmeyer, Karen Kunz, Marsha Walper, Susan Skornia, Susan Dickerson, Peggy Allen, and Judy Stricklin.

The minutes of the January 19 Steering Committee were reviewed and three changes made: "members are not expected to buy \$20 of tickets" should be \$10, "Marsha Walper, who is handling the new Quilters Delight" should be Quilters Treasure, and" the 2016 Opportunity Quilt is called "Beachy" should be "Just Beachy". A motion was made by Michele Hackmeyer to accept the minutes as amended, it was seconded by Karen Kunz and was approved. The budget was reviewed. Susan asked if member dues are posted as of the due date or on the date actually received; they are posted when received.

Old Business

Pam reminded members that electronic copies of notebooks are due by April 1.

Geni Raines reported on tickets for the Opportunity Quilt. State statute requires that each ticket must show the date, time, and place of the drawing. It is not necessary that tickets have sequential numbers. It was proposed that tickets be printed in black and white with the following information: Quilters Unlimited Opportunity Quilt, space for time, date, and place of drawing which can be added with a rubber stamp, space for the buyer's name, address, and phone number, and "need not be present to win". Members were reminded that when selling tickets it is important to use the terminology "suggested donation" to comply with laws concerning drawings, and that if someone wants a ticket and does not want to make a donation, we are required to give them one ticket. Since we need the tickets before the next Steering Committee meeting, Geni will obtain prices and report to Pam who will contact members of the Steering Committee for authorization.

The Helping Hands report is in progress and being reviewed.

Wanda Crowe reported that the Block of the Month information is ready to go on the computer, it has been sent to Jessica Duke who will post current blocks and those for April, May and June.

Karen Kunz asked that reminders be made at meetings and in the newsletter for members to notify Jeanne Billings of members with illness or a death in the family.

New Business

Susan Dickerson reported that, even though the deadline for dues was January 31, many were not paid until March. As of this date, 172 members have paid, and 62 of last year's members have not paid. Karen Skinner has sent emails to these members reminding them of dues, but it

www.quilttallahassee.com

is normal to have some drop out. It was emphasized that it is the responsibility of members to pay on time and that those in arrears will be dropped from the directory; however Michele usually checks the attendance rolls and includes those who have attended during the last 3 months.

Pam demonstrated methods of using the microphone more effectively and suggested that users adjust the stand for correct height.

Marsha presented proposed Practices and Procedures for the Awards Committee. Several changes were suggested to clarify membership. The amended P&P will be sent to Pam for review and to send out.

Marsha reported on the Quilters Treasure which was won by Linda Stright at the March meeting. Sales of tickets netted \$366, and a new Treasure will be presented at the next meeting.

Geni asked if the Opportunity Quilt budget will allow for fliers or posters to publicize the quilt. The museum is doing posters for the challenge quilts, and she will coordinate with Hattie about publicity for the Opportunity Quilt.

There were comments concerning the room temperature at the last meeting, and Pam will coordinate with Temple staff concerning this.

Reports

City Hall Show: Jennifer reports that she has received 40 applications. There have been some problems receiving pictures on electronic applications but this has been resolved. Amanda at COCA will be doing all the advertising. Quilts will be collected at the next meeting.

Museum Show: Hattie reports that the electronic applications are working. There will be a 50" TV showing continuous pictures, and they would like photos, especially those taken at meetings and Sit & Stitch groups. Philanthropic projects would also be good.

Michele has stands for the signs designating committee tables for meetings.

Karen Skinner reports the deadline for the next newsletter is April 1.

Peggy Clark will be the new trip chairperson.

Pam will be appearing at 6 a.m. tomorrow morning on WTXL TV (Channel 27) for "Pinterest Party". She will demonstrate using colored pencil on fabric to make a mug rug.

Suisan Skornia noted that steering committee dates are not listed the schedule in the newsletter. Jessica will be contacted to correct this.

Geni asked about updating Facebook links, and she and Karen Skinner will work on this.

The next Steering Committee will meet on May 17.


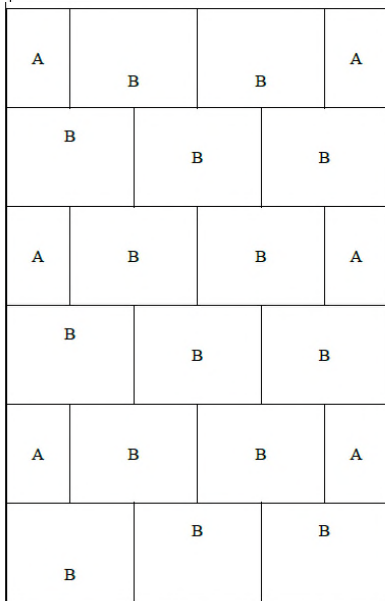
There being no further business, a motion was made by Jennifer to adjourn, it was seconded by Peggy, approved, and the meeting was adjourned at 8:35.

Respectfully submitted,
Judy Stricklin, Secretary

April Block of the Month

Quilters Unlimited April 2016 Block of the Month: Streak of Lightning


Following are two sets of instructions for completing the block. The first has larger, therefore fewer pieces to cut and sew. However, both will give you a 15 inch finished block. The cutting numbers are inches, so for example the larger B pieces are CUT 3 inches by 5 1/2 inches .



Cutting Diagrams
Cutting Diagrams

Patch Count

Patch Count



1 patch



1 patch



1 patch



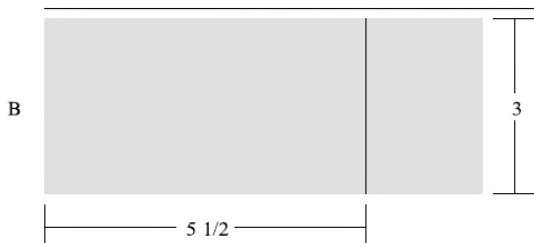
1 patch



1 patch



1 patch



4 patches



5 patches



1 patch


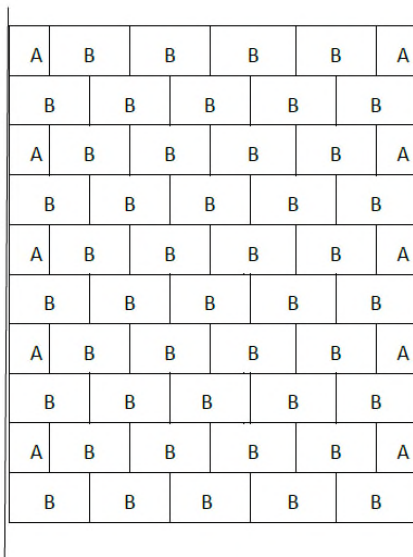


2 patches



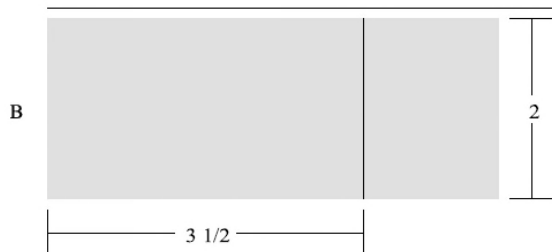

3 patches

Instructions for "April BOM Large" as 15.000 by 15.000 (inches) block, printed from EQ7!















1

Cutting Diagrams




Patch Count

	1 patch		2 patches
	2 patches		2 patches
	2 patches		1 patch
	8 patches		7 patches
	7 patches		7 patches
	9 patches		7 patches

That was easy.

Now what if...

1. I use strip sets to make the second block? Cut strips 3 1/2 inches wide by 20 inches long. Sew them in the order you want and sew the ends to make a tube. In the example below you would sew the blue and green together. Cut the tube into 2 inch sections. Unsew two sets of alternating seams. In the example you would unsew 2 red/orange, 2 orange/yellow, 2 yellow/green, etc. to stair-step the pieces. Add 2 inch squares to the end of one out of the pair and sew strips together. If the squares are on the right side of the block, then make sure the straight edge is on the right. After sewing, you will cut the left edge straight. (Photos at the end of this document for those who need them.)
2. I used the strip tube method, cut random sizes and move them around? Can we say bargello?



Illustrated steps

Sew strip 1 to strip 6 to make a tube. Cut as above.



← tube (flatten before cutting of course)

Unsew pairs



Lay out the pattern and add a 2 inch square to the right side of the odd rows (1, 3, etc), same fabric as left piece



Trim
↓

Sew with the right sides even and trim the left side when finished to square up the block.



Bargello options

