
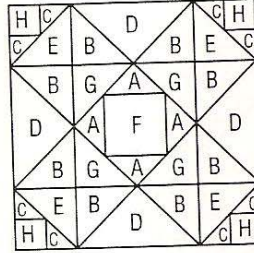



SEPTEMBER

White Hemstitch

8-Unit Grid

Color Illustration: page 28



FINISHED BLOCK SIZE

Single dimensions in the cutting chart indicate the size of the cut square (3" = 3" x 3").

FOR 1 BLOCK:

		6"	8"	9"	10"	12"	14"
Light 1	A: 1	2 3/4"	3 1/4"	3 1/2"	3 3/4"	4 1/4"	4 3/4"
	B: 4	2 3/8"	2 7/8"	3 1/8"	3 3/8"	3 7/8"	4 3/8"
	C: 4	1 5/8"	1 7/8"	2"	2 1/8"	2 3/8"	2 5/8"
Light 2	D: 1	4 1/4"	5 1/4"	5 3/4"	6 1/4"	7 1/4"	8 1/4"
Medium	E: 2	2 3/8"	2 7/8"	3 1/8"	3 3/8"	3 7/8"	4 3/8"
	F: 1	2"	2 1/2"	2 3/4"	3"	3 1/2"	4"
Dark	G: 2	2 3/8"	2 7/8"	3 1/8"	3 3/8"	3 7/8"	4 3/8"
	H: 4	1 1/4"	1 1/2"	1 5/8"	1 3/4"	2"	2 1/4"
Try This:	Reverse the mediums and darks in every other block.						

For the batik lovers in the guild this one is for you. Use a non-batik off white or cream for the Light 1 And different batiks in the purple/lavender/ pink family for the rest.

No solids or muslin.