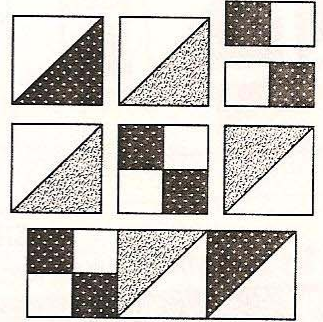
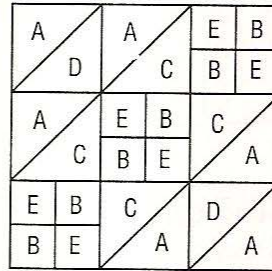
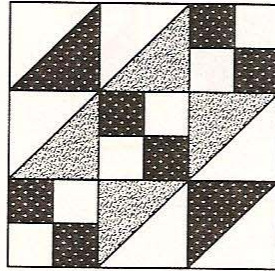


# JUNE

## Steps to the Altar

6-Unit Grid

Color Illustration: page 26



### FOR 1 BLOCK:

		FINISHED BLOCK SIZE					
		Single dimensions in the cutting chart indicate the size of the cut square (3" = 3" x 3").					
		4½"	6"	7½"	9"	10½"	12"

Light	A: 3		2⅞"	2⅞"	3⅜"	3⅜"	4⅜"	4⅞"
	B: 6		1¼"	1½"	1¾"	2"	2¼"	2½"
Medium	C: 2		2⅞"	2⅞"	3⅜"	3⅜"	4⅜"	4⅞"
Dark	D: 1		2⅞"	2⅞"	3⅜"	3⅜"	4⅜"	4⅞"
	E: 6		1¼"	1½"	1¾"	2"	2¼"	2½"
<b>Try This:</b>		Use one light for A and a different light for B.						

Please use off white or cream for the lights. The medium and dark colors are up to you. Have fun with this 12-inch block.

No solids or muslin.