
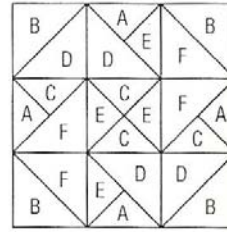



APRIL

Card Trick

3-Unit Grid

Color Illustration: page 11



FINISHED BLOCK SIZE

Single dimensions in the cutting chart indicate the size of the cut square (3" = 3" x 3").

FOR 1 BLOCK:

		4½"	6"	7½"	9"	10½"	12"
Light	A: 1	2¾"	3¼"	3¾"	4¼"	4¾"	5¼"
	B: 2	2¾"	2¾"	3¾"	3¾"	4¾"	4¾"
Medium	C: 1	2¾"	3¼"	3¾"	4¼"	4¾"	5¼"
	D: 2	2¾"	2¾"	3¾"	3¾"	4¾"	4¾"
Dark	E: 1	2¾"	3¼"	3¾"	4¼"	4¾"	5¼"
	F: 2	2¾"	2¾"	3¾"	3¾"	4¾"	4¾"
Try This:	Make each "card" from a different fabric.						

Use pastels for this classic block with a tone on tone cream background.

The block is 12 inches with no solid fabrics or muslin.