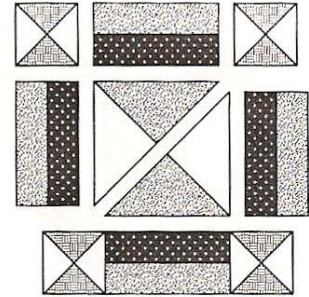
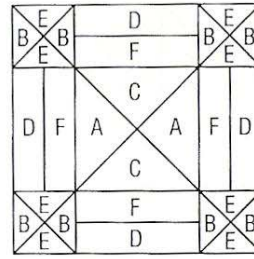



FEBRUARY

Hobson's Kiss

8-Unit Grid

Color Illustration: page 18



FINISHED BLOCK SIZE

Single dimensions in the cutting chart indicate the size of the cut square (3" = 3" x 3").

FOR 2 BLOCKS:

		6"	8"	9"	10"	12"	14"
Light	A: 1	4¼"	5¼"	5¾"	6¼"	7¼"	8¼"
	B: 4	2¾"	3¼"	3½"	3¾"	4¼"	4¾"
Medium 1	C: 1	4¼"	5¼"	5¾"	6¼"	7¼"	8¼"
	D: 8	1¼" x 3½"	1½" x 4½"	1⅝" x 5"	1¾" x 5½"	2" x 6½"	2¼" x 7½"
Medium 2	E: 4	2¾"	3¼"	3½"	3¾"	4¼"	4¾"
Dark	F: 8	1¼" x 3½"	1½" x 4½"	1⅝" x 5"	1¾" x 5½"	2" x 6½"	2¼" x 7½"
<i>Try This:</i>	Reverse the mediums and darks in every other block.						

The cutting instructions for this interesting block are for **two** blocks instead of one. Oh, well. I guess it would be nice to make 2 for a really big raffle. The block is easy so it shouldn't be too much trouble. Use off white or cream for the light and valentine colors for the rest (reds, pinks). Please use 12-inch cutting instructions.

No solids or muslin.