
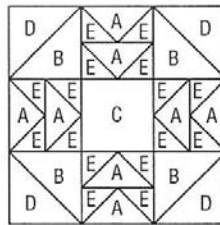



Cut the Corners

6-Unit Grid






Color Illustration: page 13



FINISHED BLOCK SIZE

Single dimensions in the cutting chart indicate the size of the cut square (3" = 3" x 3").

FOR 1 BLOCK:

		4½"	6"	7½"	9"	10½"	12"
Light 1	A: 2 	2¾"	3¼"	3¾"	4¼"	4¾"	5¼"
	B: 2 	2¾"	2¾"	3¾"	3¾"	4¾"	4¾"
	C: 1 	2"	2½"	3"	3½"	4"	4½"
Light 2	D: 2 	2¾"	2¾"	3¾"	3¾"	4¾"	4¾"
Dark	E: 8 	1⅝"	1⅝"	2⅛"	2⅝"	2⅝"	2⅝"
Try This:	Use a medium instead of lights for C and D.						



Light 2 can be a medium.

Use off white or cream tone on tone for light B then try yellows for the other lights if you like. Use blues for the medium (light 2) and dark. The block is 12-inches as usual.

No solids or muslin.