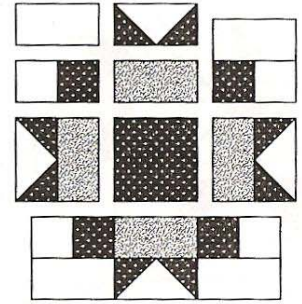
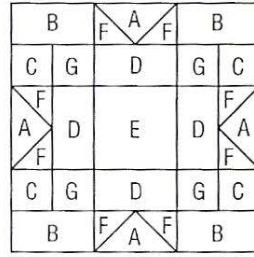



MARCH

Maple Star

6-Unit Grid

Color Illustration: page 20



FINISHED BLOCK SIZE

Single dimensions in the cutting chart indicate the size of the cut square (3" = 3" x 3").

FOR 1 BLOCK:

		4½"	6"	7½"	9"	10½"	12"
Light	A: 1	2¾"	3¼"	3¾"	4¼"	4¾"	5¼"
	B: 4	1¼" x 2"	1½" x 2½"	1¾" x 3"	2" x 3½"	2¼" x 4"	2½" x 4½"
	C: 4	1¼"	1½"	1¾"	2"	2¼"	2½"
Medium	D: 4	1¼" x 2"	1½" x 2½"	1¾" x 3"	2" x 3½"	2¼" x 4"	2½" x 4½"
	Dark	E: 1	2"	2½"	3"	3½"	4"
F: 4		1⅝"	1⅞"	2⅛"	2⅜"	2⅝"	2⅞"
G: 4		1¼"	1½"	1¾"	2"	2¼"	2½"
<i>Try This:</i>	Reverse the lights and mediums in every other block.						

84



Use off white or cream for the light and greens for medium and dark in a 12-inch block.

No solids or muslin.